



**Nov. 29 • 3:32 p.m. • College Park, Md.**  
**Capital One Field at Byrd Stadium**  
**(51,802)**  
**Surface: FieldTurf**  
**Live Stats: [umterps.com](http://umterps.com)**

**Television (ESPNU)**

Adam Amin ..... Play-by-Play  
 John Congemi ..... Color Analyst  
 Quint Kessenich ..... Sideline

**Radio**

**Maryland Sports Radio Network**  
 Baltimore flagship 105.7 WJZ-FM; Washington, D.C.,  
 flagship ESPN 980 AM  
 Johnny Holliday ..... Play-by-Play  
 Tim Strachan ..... Color Analyst  
 Scott McBrien ..... Sideline  
**Satellite Radio**  
 134 (Sirius), 195 (SiriusXM)

**Coaching Staff**

Randy Edsall ..... Head Coach  
 Mike Locksley (pb) ..... Offensive Coord./Quarterbacks  
 Brian Stewart (f) ..... Defensive Coord./Defensive Backs  
 Andre Powell (f) ..... Special Teams Coord./Running Backs  
 Lyndon Johnson (f) ..... Asst. Head Coach/Outside Linebackers  
 Keith Dudzinski (pb) ..... Inside Linebackers  
 John Dunn (pb) ..... Tight Ends/Recruiting Coordinator  
 Keenan McCardell (f) ..... Wide Receivers  
 Greg Studrawa (f) ..... Offensive Line  
 Chad Wilt (f) ..... Defensive Line  
**Graduate Assistants:** Colin Bauer, Cody Catalina, Travis  
 Manger and A.J. Reisig  
**Key:** Press Box (pb); Field (f)

**Senior Day Honorees**

Silvano Altamirano ..... Darius Kilgo  
 Keith Bowers ..... Deon Long  
 C.J. Brown ..... Andre Monroe  
 Tyler Cierski ..... Clarence Murphy  
 Nate Clarke ..... Spencer Myers  
 Sal Conaboy ..... Matt Robinson  
 Rashid Conteh ..... Mike Schmitt  
 Yannik Cudjoe Virgil ..... Michael Tart  
 Cole Farrand ..... Alex Twine  
 L.A. Goree ..... Michael Washington  
 Jeremiah Johnson ..... Jake Wheeler

Maryland will honor its 22-member senior class 15 minutes prior to Saturday's kick off.

**MARYLAND TERRAPINS**

**M** 7-4, 4-3 Big Ten  
**Head Coach: Randy Edsall**  
**Streak: Won 1**

**RUTGERS SCARLET KNIGHTS**

**R** 6-5, 2-5 Big Ten  
**Head Coach: Kyle Flood**  
**Streak: Lost 1**

**WHAT'S INSIDE:** Series Notes • Page 3 • Depth Chart • Page 8 • 2014 Statistics • Page 30

**OPENING DRIVE**

**Setting The Stage**

Maryland closes the regular season and celebrates Senior Day Saturday at Capital One Field at Byrd Stadium as the Terps welcome Rutgers to College Park for a 3:32 p.m. kickoff. Saturday will be the 10th all-time meeting between the two schools. Maryland holds a 5-4 advantage having won two of the last three meetings.

**By The Numbers**

- 5** With a win Saturday in Ann Arbor, Maryland has won seven of its last eight road contests dating back to last season and is 5-1 away from College Park this season. The Terps are one of six teams nationally with five or more road wins and are the only team in the Big Ten with more than four. It is the most road victories for a Maryland team since 1984.
- 9** In its four conference wins, Maryland has generated nine turnovers and has a plus-5 turnover margin (9-4). In its six wins this season, the Terps are enjoying a plus-4 turnover margin (15-11).
- 17** Kicker **Brad Craddock** is a perfect 17-for-17 this season with his three field goal effort at Michigan. Craddock is the only FBS kicker to have not missed a field goal and is 10-for-10 from beyond 40 yards. Craddock earned Big Ten Co-Special Teams Player of the Week honors for his effort at Michigan.
- 18** With a win, Maryland will secure its eighth win of the season Saturday against Rutgers. It will be the 18th time in school history Maryland has won eight or more games.
- 22** Maryland has totaled 22 sacks in seven conference games, which is tied for third in the Big Ten with Michigan. On the season, Maryland is fifth in the Big Ten with 30 sacks.
- 25** Maryland has outscored its opponents this season by 25 points in the fourth quarter (103-78), the highest differential of any quarter this season. The Terps outscored Michigan 14-0 in the fourth on Saturday.

**umterps.com**  
**MarylandPride.com**



/marylandterrapins  
 /MarylandFootball



@umterps  
 @MarylandPride  
 @RandyEdsall



/marylandathletics  
 /MarylandPrideFB



/marylandterrapins  
 /marylandpride

**Maryland Schedule**

Date	Opponent	Result/Time	TV	Series
Aug. 30	James Madison	W, 52-7	BTN	Maryland leads, 3-0
Sept. 6	@ USF	W, 24-17	CBSSN	Maryland leads, 1-0
Sept. 13	West Virginia	L, 37-40	BTN	West Virginia leads, 27-22-2
Sept. 20	@ Syracuse	W, 34-20	ACCN	Syracuse leads, 19-15-2
Sept. 27	@ Indiana*	W, 37-15	BTN	Indiana leads, 2-1
Oct. 4	No. 7 Ohio State*	L, 24-52	ABC	Ohio State leads, 1-0
Oct. 18	Iowa*	W, 38-31	ESPN2	Maryland leads, 1-0
Oct. 25	@ No. 14 Wisconsin*	L, 7-52	BTN	Wisconsin leads, 1-0
Nov. 1	@ Penn State*	W, 20-19	ESPN2	Penn State leads, 35-2-1
Nov. 15	No. 10 Michigan State*	L, 15-37	BTN	Michigan State leads, 5-1
Nov. 22	@ Michigan*	W, 23-16	BTN	Michigan leads, 3-1
Nov. 29	Rutgers*	3:30 p.m.	ESPNU	Maryland leads, 5-4

*Rankings courtesy of the AP*

**GAME 12: MARYLAND vs. RUTGERS**

MONDAY	TUESDAY	WEDNESDAY	THURSDAY	FRIDAY	SATURDAY	SUNDAY
OFF	<p><b>Randy Edsall Press Conference - 12:30 p.m.</b> (Press Box)</p> <p><b>Player Availability - 1 p.m.</b> (Press Box)</p> <p><b>Randy Edsall Big Ten Coaches Teleconference - 1:12 p.m.</b> (Contact Matt Taylor for call-in information.)</p> <p><b>Practice</b> (Closed to Media)</p>	<p><b>Coordinator Availability - 10:30 a.m.</b> (Conference Call)</p> <p><b>Randy Edsall Radio Show - 7 p.m.</b> (Buffalo Wild Wings College Park)</p> <p><b>Practice</b> (Closed to Media)</p>	<p><b>Practice</b> (Closed to Media)</p>	<p><b>Walk-Thru</b> (Closed to Media)</p>	<p><b>Game 12</b> Maryland vs. Rutgers - 3:30 p.m. (ESPNU)</p>	<p><b>Randy Edsall Teleconference - 4 p.m.</b> (Contact Matt Taylor for phone number and access code.)</p> <p><b>Practice</b> (Closed to Media)</p>

**Maryland Media Relations**

**Matt Taylor (Primary)**

Assistant AD/Football Communications

Email .....taylormd@umd.edu  
 Phone .....301-314-7065 (O)  
 .....703-405-9274 (C)

**Matt Bertram (Secondary)**

Assistant Director, Athletics Media Relations

Email .....mbertram@umd.edu  
 Phone .....301-314-8093 (O)  
 .....347-266-3480 (C)

**Zack Bolno**

Sr. Associate AD/Strategic Communications & Media Relations

Email .....zbolno@umd.edu  
 Phone.....301-314-1482 (O)

**Important Telephone Numbers**

Media Relations Office.....301-314-7064  
 Capital One Field at Byrd Stad. Press Box.....301-405-7810  
 Football Office .....301-314-7095  
 Media Relations Fax.....301-314-9094

**Interviews**

**Media interviews with all Maryland players and coaches must be arranged through the Maryland Media Relations Department.** Contact **Matt Taylor**, assistant athletics director/football communications, at taylormd@umd.edu or at 301-314-7065 to arrange interviews with head coach Randy Edsall and Maryland players. Members of the media may also contact **Matt Bertram**, assistant director of media relations, at mbertram@umd.edu or at 301-314-8093 to arrange player interviews.

**MEDIA GUIDELINES**

**Season Practice Policy**

Practices, which are normally scheduled for Sunday, Tuesday, Wednesday and Thursday, are closed to the media and public. Friday walk-throughs (home and away) are also closed. Contact Matt Taylor for photo and B-roll requests.

**Postgame Media Availability**

At home, coach Edsall will address the media in Glazer Auditorium of the Gossett Football Team House. Players will follow Edsall. On the road, Edsall and players will address the media at a designated location. The locker room is closed and interviews are not permitted on the field at the conclusion of any game.

**2014 Big Ten Football Coaches Teleconference** (Eastern Time)

Pat Fitzgerald, Northwestern	Noon
Brady Hoke, Michigan	12:08 p.m.
Gary Andersen, Wisconsin	12:16 p.m.
Bo Pelini, Nebraska	12:24 p.m.
Mark Dantonio, Michigan State	12:32 p.m.
Kirk Ferentz, Iowa	12:40 p.m.
Jerry Kill, Minnesota	12:48 p.m.
Kyle Flood, Rutgers	12:56 p.m.
Tim Beckman, Illinois	1:04 p.m.
<b>Randy Edsall, Maryland</b>	<b>1:12 p.m.</b>
Darrell Hazell, Purdue	1:20 p.m.
James Franklin, Penn State	1:28 p.m.
Urban Meyer, Ohio State	1:36 p.m.
Kevin Wilson, Indiana	1:44 p.m.

**Parking for Media Availability**

Parking will be available on the concourse of Capital One Field at Byrd Stadium. Enter at Gate E, which is located on the North side of Byrd Stadium on Stadium Drive. Turn left and park against the brick walls. The press box in Tyser Tower may be accessed by utilizing elevator 1 on the concourse. The press box is located on the fifth floor.

**Credentials**

Single-game credential requests should be submitted to Matt Taylor (taylormd@umd.edu) at least one week prior to the home date. Requests should be submitted at <http://www.sportssystem.com/clients/maryland>. For outlets requesting overnight delivery of credentials, please supply the Maryland Media Relations Department with a FedEx account number.

**Social Media**

Twitter fan feeds for the athletic department (@umterps), the football program (@MarylandPride) and head coach Randy Edsall (@RandyEdsall) are available. Our Facebook home is located at <http://www.facebook.com/marylandterrapinsofficialpage> along with the football program at <http://www.facebook.com/MarylandPride>. On Instagram, you can follow Maryland athletics (/marylandterrapins) and the football program (/MarylandPride) with content also available on YouTube for the athletics department (/marylandathletics) and the football team (/MarylandPrideFB).

**collegepressbox.com**

Collegepressbox.com is the official media website for NCAA FBS football. Access and download weekly game notes, quotes, statistics, media guides, headshots, logos and more for each conference and its member schools. Login information will be distributed to accredited media or you can apply for a password by sending an e-mail to: [password@collegepressbox.com](mailto:password@collegepressbox.com).

**RUTGERS AT A GLANCE**



**2014 SCHEDULE**

Aug. 28	@ Washington State	W, 41-38
Sept. 6	Howard	W, 38-25
Sept. 13	Penn State	L, 10-13
Sept. 20	@ Navy	W, 31-24
Sept. 27	Tulane	W, 31-6
Oct. 4	Michigan	W, 26-24
Oct. 18	@ Ohio State	L, 17-56
Oct. 25	@ Nebraska	L, 24-42
Nov. 1	Wisconsin	L, 0-37
Nov. 15	Indiana	W, 45-23
Nov. 22	@ Michigan State	L, 3-45
Nov. 29	@ Maryland	3:30 p.m.

**2014 STATISTICAL LEADERS**

<b>Rushing</b>	<b>No.</b>	<b>Yds.</b>	<b>Avg.</b>	<b>Lg.</b>	<b>TD</b>
Desmon Peoples	115	447	3.9	61	3

<b>Passing</b>	<b>C-A-I</b>	<b>Pct.</b>	<b>Yds.</b>	<b>Lg.</b>	<b>TD</b>
Gary Nova	150-265-12	56.6	2320	93	16

<b>Receiving</b>	<b>No.</b>	<b>Yds.</b>	<b>Avg.</b>	<b>Lg.</b>	<b>TD</b>
Leonte Carroo	47	939	20.0	78	8
Tyler Kroft	20	219	10.9	27	0

<b>Defense</b>	<b>U-A</b>	<b>Total</b>	<b>Sacks</b>	<b>TFL</b>
Steve Longa	55-30	85	2.0	4.5
Quentin Gause	44-20	64	1.0	7.0



**RECORD: 6-5, 2-5**

Home: 4-2; Away: 2-3  
Neutral: 0-0

- Rutgers enters Saturday's showdown coming off a 45-3 loss to Michigan State. The Scarlet Knights have two Big Ten wins in their first season in the conference.
- Gary Nova has started all 11 games at quarterback for Rutgers, throwing for 2320 yards and 16 TDs. Nova has also tossed 12 interceptions this season.
- The Scarlet Knights have three running backs that have rushed for over 300 yards in 2014. Desmon Peoples has the most with 447 while Paul James leads the team with five touchdowns on the ground. Justin Goodwin has accumulated 322 yards and all three backs have started at least three games.
- Junior Leonte Carroo has emerged as one of the most prolific receivers in the Big Ten this season with 47 catches for 939 yards and eight touchdowns.
- Steve Longa has paced the Scarlet Knight defense with 85 tackles, including 4.5 for loss. Kemoko Turay has been terror in opposing backfields so far this season with 8.5 sacks.
- Head coach Kyle Flood is in his third season at the helm. Flood has been at Rutgers since 2005 in various capacities and guided the Scarlet Knights to the 2012 Russell Athletic Bowl and 2013 Pinstripe Bowl.

**SERIES HISTORY:**

**Maryland vs. Rutgers**

Maryland leads 5-4-0

Home: 0-1 / Away: 2-3

Neutral: 3-0-0

First Meeting: Oct. 2, 1920 / Away / L, 0-6

Last Meeting: Sept. 26, 2009 / Away / L, 13-34

Most points scored vs. Rutgers:

Overall & Away: 34 (34-24 win on Sept. 26, 2007)

Home: 13 (13-34 loss on Sept. 30, 2009)

Most points given up vs. Rutgers:

Overall & Home: 34 (13-34 loss on Sept. 30, 2009)

Away: 25 (12-25 loss on Oct. 31, 1939)

Number of Shutouts:

Maryland: 2, Rutgers: 2

Largest Margin of Victory:

16 (16-0 on Oct. 10, 1925)

Largest Margin of Defeat:

21 (13-34 on Sept. 30, 2009)

Year	Site		Final
1920	Piscataway	L	0-6
1921	Piscataway	W	3-0
1925	Philadelphia	W	16-0
1939	Piscataway	L	12-25
1940	Baltimore	W	14-7
1941	Piscataway	L	0-20
1942	Baltimore	W	27-13
2007	Piscataway	W	34-24
2009	College Park	L	13-34

**ALL-TIME HIGHS vs. RUTGERS**

A list of the best performances by the Terrapins from the 2007 and 2009 meetings against the Scarlet Knights. (Maryland and Rutgers also met seven times between 1920 and 1942):

**RUSHING PERFORMANCES**

Player	No.-Yds	Year
Keon Lattimore	34-124	2007
Lance Ball	12-90	2007

**RECEIVING PERFORMANCES**

Player	No.-Yds	Year
Torrey Smith	4-112	2009
Darrius Heyward-Bey	5-61	2007

**PASSING PERFORMANCES**

Player	C-A-I, Yds., TDs	Year
Chris Turner	21-38-3, 271, 1	2009
Chris Turner	14-20-0, 149, 0	2007

**MARYLAND-RUTGERS CONNECTIONS**

- DeMatha produced Maryland senior defensive back Michael Washington and Rutgers redshirt senior defensive back Lorenzo Waters. Washington and Rutgers redshirt offensive lineman Derrick Nelson both hail from Capitol Heights, Md.
- Maryland freshman linebacker Tyler Burke and Rutgers freshman defensive back Dre Boggs both

**TALE OF THE TAPE**

MD	CATEGORY	RU
28.3	Scoring Offense	24.2
27.8	Scoring Defense	30.3
116.9	Rushing Offense	148.2
223.9	Passing Offense	220.5
340.8	Total Offense	368.6
206.8	Rushing Defense	205.5
226.5	Passing Defense	230.7
433.3	Total Defense	436.2

**LEADERS COMPARISON**

CATEGORY	MD	RU
Touchdowns	C. Brown (15)	Nova (19)
Passing Yards	C. Brown (1888)	Nova (2320)
Passing Eff.	C. Brown (113.8)	Nova (141.01)
Rushing Yards	C. Brown (462)	Peoples (447)
Receiving Yards	Diggs (654)	Carroo (939)
Receptions	Diggs (52)	Carroo (47)
Tackles	Farrand (101)	Longa (85)
Sacks	Monroe (9.5)	Turay (7.5)
Interceptions	Likely (6)	Waters/Cioffi (2)
Punting Avg.	Renfro (41.0)	Gleeson (40.3)
Punt Return Avg.	Likely (11.9)	Grant (7.5)
Kickoff Return Avg.	Likely (32.4)	Grant (24.1)
Kicking	Craddock (100.0)	Federico (70.6)

attended Coatesville High School.

- Holland, Pa., is home to Maryland sophomore tight end P.J. Gallo and Rutgers sophomore tight end Nick Arcidiacono.
- Maryland's sophomore linebacker Brock Dean and Rutgers' freshman running back Robert Martin are both from Harrisburg, Pa.
- Maryland junior defensive back Undray Clark and Rutgers' redshirt senior defensive back Gareef Glashen hail from Miami, Fla.
- Jacksonville, Fla. produced Maryland's redshirt freshman defensive lineman Kingsley Opara and Rutgers' senior offensive lineman Kaleb Johnson.
- Hollywood, Fla., is home to Maryland senior offensive lineman Jake Wheeler, senior linebacker Clarence Murphy, and Rutgers redshirt junior defensive lineman Djwany Mera.
- Maryland junior offensive lineman Evan Mulrooney and Rutgers sophomore wide receiver Andre Patton are from Wilmington, Del.
- Rutgers offensive coordinator Ralph Friedgen served as Maryland's head coach from 2001-10. Friedgen also lettered at Maryland in 1966 and 1968.

ON THE OFFENSE

Preseason Honors

**Sal Conaboy, OL**

Allstate AFCA Good Works Team Nominee  
Rimington Trophy Watch List

**Brad Craddock, K**

Lou Groza Award Watch List  
Second Team All-Big Ten Athlon  
Second Team All-Big Ten Phil Steele

**Yannik Cudjoe-Virgil, LB**

Butkus Award Watch List

**Stefon Diggs, WR**

Biletnikoff Award Watch List  
Maxwell Award Watch List  
Paul Hornung Award Watch List  
Walter Camp Award Watch List  
Second Team All-American Specialist Athlon  
Third Team All-American Offense Phil Steele  
Second Team All-America Specialist Sports Illustrated  
First Team All-Big Ten Offense Athlon  
First Team All-Big Ten Offense Phil Steele  
First Team All-Big Ten Offense Sporting News

**Cole Farrand, LB**

Lott IMPACT Trophy Watch List  
Third Team All-Big Ten Athlon  
Third Team All-Big Ten Phil Steele

**William Likely, DB**

Chuck Bednarik Award Watch List  
First Team All-Big Ten Specialist Athlon  
Third Team All-Big Ten Specialist Phil Steele  
Fourth Team All-Big Ten Defense Phil Steele

**Andre Monroe, DL**

Third Team All-Big Ten Athlon  
Third Team All-Big Ten Phil Steele

**Matt Robinson, LB**

Fourth Team All-Big Ten Phil Steele

By The Numbers

3

With a season-high 130 yards receiving against Iowa (10/18), wide receiver **Stefon Diggs** totaled his third 100-yard receiving effort of the season, a total which is the fourth most in the Big Ten. Diggs posted three 100-yard receiving games in 2012. The single-season school record was set by Marcus Badgett in 1992 with five.

4

Wide receiver **Stefon Diggs** is only the fourth Terrapin wideout all-time to have at least two 50-catch seasons. Diggs has 52 catches this season after totaling 54 as a freshman in 2012. He joins Jermaine Lewis (1992-95), Geroy Simon (1993-96) and Torrey Smith (2008-10) as the only receivers in school history to accomplish the feat.

4.4

Wide receiver **Deon Long** is averaging 4.4 receptions per Big Ten contest. That average is the highest on the team and is tied for sixth in the conference. Long has Maryland's Big Ten single-game high this season with 10 catches at Indiana (9/27).

5

Running back **Wes Brown** totaled his fifth rushing touchdown of the season at Michigan. Brown leads all Terrapin running backs in rushing scores and has totaled the most since D.J. Adams totaled 11 in 2010 and Da'Rel Scott had five.

15

Maryland has totaled 15 scoring plays of 20 or more yards this season with eight of the scores coming on passes of 30 or more yards. The Terps are on pace to total 16 scores of 20 or more yards this season, which would be the highest total under head coach **Randy Edsall**. Last season, Maryland had 14 scoring plays of 20 or more yards.

27

Consecutive games with a reception for wide receiver **Stefon Diggs**, which ranks third in school history. Torrey Smith (2008-2010) is second all-time with a reception in 30 straight games, while Geroy Simon (1993-96) holds the school record with 36.

90

Running back **Brandon Ross'** 90-yard touchdown reception against Syracuse (9/20) is tied for the 10th-longest catch in the nation this season and is the second longest by a running back. In school history, it is the longest reception for a running back since 1949 when Ed Bolton took a pass 92 yards for a score against South Carolina.

3,968

With 1,160 all-purpose yards in nine games, **Stefon Diggs** has increased his career total to 3,968. Diggs is only the ninth player in school history to reach 3,500 career all-purpose yards. He currently ranks third in school history.

.900

Maryland has converted 90.0 percent of its trips inside the red zone. That average ranks first in the conference and 15th nationally. In 25 trips inside the 20-yard line, Maryland has posted 19 touchdowns and eight field goals.

Road Warriors

- Maryland has won five road contests this season, tied for the most in the Big Ten and the highest total for a Terrapin team since 1984.
- The Terps are one of six teams in FBS with five or more road wins this season.
- In road dates with USF, Penn State and Michigan, Maryland overcame fourth quarter deficits of three, nine and seven points, respectively, to earn victories.
- On the road, Maryland has outscored its opponents in the fourth quarter by 27 (57-30).

- Diggs leads the team with 52, while Long has totaled 42.
- Maryland has not had two 40-plus reception receivers in the same season since 2011 (Kevin Dorsey, 45, and Quintin McCree, 40).

Explosive Diggs

- Wide receiver **Stefon Diggs** has 14 career touchdown receptions, the latest a 21-yard score against Wisconsin.
- Of Diggs' 14 career touchdown receptions, six have been catches of 40 or more yards.

Dynamic Duo

- Wide receivers **Stefon Diggs** and **Deon Long** have both eclipsed 40 receptions this season.



**What Can Brown Do For You**

Quarterback **C.J. Brown** passed for 165 yards, rushed for 87 yards, his third-highest total of the season, and a touchdown Saturday at Michigan Stadium. Brown's rushing touchdown was a record breaker. For his career, Brown is now responsible for 54 touchdowns passing Scott Milanovich (1992-95) for the career mark. Brown ranks fifth in the Big Ten averaging 213.6 yards of total offense per game and ranks eighth in the conference in passing averaging 171.6 yards per game.

- Brown increased his career passing total to 4,972 yards against the Wolverines and is only the eighth quarterback in school history to eclipse the 4,500-yard plateau. He currently ranks seventh in school history. In addition, with 1,624 career rushing yards, Brown is one of 12 active FBS players to pass for 4,000 or more yards and rush for 1,000 or more yards in a career.
- Brown ranks fifth in school history in completions with 408. Milanovich holds the program record with 650.
- Brown has eight career 100-yard rushing performances. It is the most all-time for a Terrapin quarterback and is tied with former Maryland running back Da'Rel Scott (2007-2010) for the fourth-highest total in program history. In addition, Brown's total is tied for fourth nationally among active FBS quarterbacks.
- Brown has accounted for 6,596 yards of total offense in his career. He ranks second on Maryland's all-time list and 22nd nationally among active FBS players.

**In Maryland History...**

**Rushing**

**100-Yard Rushing Games - Career**

1. LaMont Jordan, 1997-2000	18
2. Charlie Wysocki, 1978-81	17
3. Steve Atkins, 1975-78	15
4. <b>C.J. Brown, 2011-</b>	<b>8</b>
Da'Rel Scott, 2007-10	8

**Rushing Yards (QB) - Game**

1. <b>C.J. Brown vs. Clemson, 10/15/11</b>	<b>162</b>
2. <b>C.J. Brown vs. West Virginia, 9/13/14</b>	<b>161</b>
3. Dennis O'Hara vs. Wake Forest, 10/4/69	139
4. <b>C.J. Brown vs. NC State, 11/30/13</b>	<b>138</b>
5. Jack Scarbath vs. Georgetown, 10/14/50	132



**Total Offense**

**TDs Responsible For - Career**

1. <b>C.J. Brown, 2011-</b>	<b>54</b>
2. Scott Milanovich, 1992-95	53
3. Scott McBrien, 2002-03	47
4. Rick Badanjek, 1982-85	44
Boomer Esiason, 1981-83	44

**Total Offensive Yards - Career**

1. Scott Milanovich, 1992-95	7,111
2. <b>C.J. Brown, 2011-</b>	<b>6,596</b>
3. Chris Turner, 2007-09	6,385
4. Boomer Esiason, 1981-83	6,081
5. Scott McBrien, 2002-03	5,712

**TDs Responsible For - Season**

1. Scott Milanovich (So.), 1993	29
2. <b>C.J. Brown (Sr.), 2013</b>	<b>25</b>
Scott McBrien (Sr.), 2003	25
4. Danny O'Brien (Fr.), 2010	24
5. Scott McBrien (Jr.), 2002	22
John Kaleo (Sr.), 1992	22

**Total Offensive Yards - Season**

1. John Kaleo (Sr.), 1992	3,472
2. Scott Milanovich (So.), 1993	3,437
3. Scott McBrien (Sr.), 2003	2,931
4. <b>C.J. Brown (Sr.), 2013</b>	<b>2,818</b>
5. Scott McBrien (Jr.), 2002	2,781

**Passing**

**Passing Yards - Career**

1. Scott Milanovich, 1992-95	7,301
2. Chris Turner, 2007-09	6,543
3. Boomer Esiason, 1981-83	6,259
4. Scott McBrien, 2002-03	5,169
5. Sam Hollenbach, 2003-06	5,139
7. <b>C.J. Brown, 2011-</b>	<b>4,972</b>

**Passing Touchdowns - Career**

1. Scott Milanovich, 1992-95	49
2. Boomer Esiason, 1981-83	42
3. Scott McBrien, 2002-03	34
4. <b>C.J. Brown, 2011-</b>	<b>31</b>
5. Chris Turner, 2007-09	30

**On The Offense**

**ALL-PURPOSE DIGGS**

Wide receiver **Stefon Diggs** leads the team in receptions (52) and receiving yards (654). Diggs hit season highs in catches (9) and receiving yards (130) against Iowa (10/18). Diggs ranks second among active FBS career leaders in all-purpose yards per game averaging 147.52 yards.

- Diggs has eight career 100-yard receiving games, which ranks second in school history. Jermaine Lewis (1992-95) holds the record with 15.
- His 3,983 career all-purpose yards is the 21st-highest active total nationally.
- He is tied for third in Maryland history with Darrius Heyward-Bey (2006-08) with 2,036 career receiving yards.
- Diggs is averaging 5.8 receptions per game and 72.7 receiving yards per game, which ranks second and fourth in the Big Ten, respectively.

**Active NCAA Leaders in All-Purpose Yards Per Game**

No.	Name, Yr., Pos. (School)	All-Purpose Yds Per Game
1.	Duke Johnson, Jr., RB (Miami)	168.97
2.	<b>Stefon Diggs, Jr., WR (Maryland)</b>	<b>147.52</b>
3.	Todd Gurley, Jr., RB (Georgia)	144.07
4.	Marcus Cox, So., RB (Appalachian State)	142.70
5.	Tyler Boyd, So., WR (Pittsburgh)	135.88

**VEII QUICK TO ADAPT**

Jacquille Veii has started to emerge at receiver after converting from running back during the preseason.

- Veii totaled career bests in catches (4) and receiving yards (78) against Ohio State (10/4).
- Veii is averaging 15.2 yards per reception, the highest on the team for receiver with 10 or more catches.
- He notched his first career receiving TD against WVU (9/13) and his first career rushing touchdown at Syracuse (9/20).

**DOWNFIELD**

Wide receiver **Amba Etta-Tawo** is Maryland's active career leader in yards per catch. Etta-Tawo is averaging 16.23 yards per reception.

- This season, Etta-Tawo is averaging 16.6 yards per catch (8-133), a team-high.
- Three of his eight catches have gone for 25 or more yards and five have gone for 10 or more.

**ROSS ON THE CAREER RUSHING LIST**

Running back **Brandon Ross** eclipsed the 1,400-yard rushing plateau against Iowa (10/18). Ross now has 1,445 rushing yards in three years at Maryland, which is 22nd all-time.

- He ranks second on the team with four 100-yard career rushing performances.

ON THE DEFENSE/SPECIAL TEAMS

**FIREBALL**

Senior **Andre Monroe** is Maryland's active career leader in sacks. The product of Upper Marlboro, Md., has 24 career sacks including a team-high 9.5 this season.

- Monroe's 24 sacks is a school record. Monroe passed Mike Corvino (1979-1982) with a sack at Michigan.
- His 36.5 career tackles for loss rank fourth all-time at Maryland.
- With 9.5 sacks this season, Monroe has matched his total from last season and is 3.5 sacks shy of tying the single-season school record held by Mark Duda (1982) and Bruce Palmer (1978).

**Total Sacks Per Game - NCAA FBS Active Players**

No.	Name, Yr., Pos. (School)	Sacks Per Game
1.	Randy Gregory, Jr., DL (Nebraska)	0.76
2.	Joey Bosa, So., DL (Ohio State)	0.76
3.	Hau'oli Kikana, Sr., LB (Washington)	0.74
4.	<b>Andre Monroe, Sr., DL (Maryland)</b>	<b>0.73</b>
5.	Shane Ray, Jr., DL (Missouri)	0.72

**DROPPED BEHIND THE LINE**

Sophomore linebacker **Yannick Ngakoue** has accumulated 17.5 TFL in 24 career games. Of his 33 total tackles this season, 13.0 have been for a loss.

- Ngakoue's 13.0 tackles for loss are tied for fifth in the Big Ten.
- Ngakoue is averaging 1.18 tackles for loss per game, which also is tied for fifth in the conference.
- Ngakoue is 4.0 TFL short of the sophomore class record held by Aaron Thompson (17, 1999).

**IT'S GOOD**

Junior kicker **Brad Craddock**, a Lou Groza semifinalist, has made 48 career field goals and has scored 240 career points.

- Craddock's 48 career field goals rank third on Maryland's all-time list.
- His 240 career points are fourth all-time at Maryland and the third most for a kicker.
- Craddock is the only FBS kicker that is perfect this season (17-for-17).
- The junior has converted 23 straight field goal attempts. That mark is a program record.
- In addition, his 23 consecutive made field goals is the second-longest streak in Big Ten history. Mike Nugent (Ohio State) holds the record with 24 straight from 2001 through 2002.

**Highest Field Goal Pct. - Maryland Career**

No.	Name (Years)	Pct.
1.	<b>Brad Craddock (2012-)</b>	<b>.828 (48 of 58)</b>
2.	Joe O'Donnell (1994-96)	.778 (28 of 36)
3.	Nick Novak (2001-04)	.748 (80 of 107)
4.	Dan Plocki (1985-88)	.746 (47 of 63)
5.	Dan DeArmas (1988-1991)	.744 (32 of 43)

**By The Numbers**

- 1** Defensive back **William Likely** picked off his sixth pass of the season at Michigan, which leads the Big Ten and is tied for fourth in FBS. Likely has returned his six picks for 170 yards, a single-season school record and the second-highest total nationally.
- 2** Maryland has blocked two punts this season, a total which is tied for the lead in the Big Ten and tied for second nationally. It is the highest total for a Maryland team since the 2010 season (4).
- 3** The number of fumbles recovered by defensive lineman **Darius Kilgo** this season. Kilgo is tied for the Big Ten lead and is tied for seventh in FBS.
- 6** The number of sacks defensive lineman **Andre Monroe** has in Big Ten action. His total ranks second in the conference and he is averaging 0.93 sacks per league game.
- 10** Maryland has recorded at least two sacks in 10 of 11 games this season. Maryland has totaled three or more sacks in three of its Big Ten contests and is averaging 3.14 sacks per game in conference action, which is tied for third in the league.
- 12.1** Linebacker **Cole Farrand** leads the Big Ten averaging 12.1 tackles per league contest. Farrand totaled 10 tackles at Michigan. It was Farrand's fifth double-digit tackle performance of the season and eighth of his career.
- 14** Defensive back **William Likely** is one of 14 FBS players with two or more defensive touchdowns this season. Washington's Shaq Thompson leads the nation with four. Likely's two interception returns for touchdown are tied for the most in FBS and one shy of a Maryland and Big Ten record.
- 19** The Terrapin defense has 19 takeaways, which ranks sixth in the Big Ten. The Terps have 10 fumble recoveries and nine interceptions.
- 23** Kicker **Brad Craddock** has converted 23 consecutive field goal opportunities setting a Maryland record. Craddock's streak is the longest active streak in FBS and the second-longest streak in Big Ten history.
- 228** The number of kick return yards for **William Likely** against Michigan State (11/15). Likely's total set a school record previously held by Torrey Smith (204 vs. NC State, 2009). The sophomore averaged 32.6 yards per return. Maryland leads the Big Ten averaging 25.0 yards per kick return.



**Lock It Down**

- Sophomore defensive back **William Likely** leads the Big Ten in interceptions (6) and passes defended (14).
- His six interceptions are the tied for the seventh-highest single-season total in school history and are the most for a Maryland player since Tony Jackson in 2001.
- Likely has returned two of his interceptions for touchdowns, which is tied for the highest total in the nation. He is also tied with six other players for the most in Maryland history, and is tied for the second-highest single-season total in Big Ten history.
- His 14 passes defended are the most for a Maryland player since Curome Cox had 14 in 2002. Domonique Foxworth had 22 the same season.

**Plenty of Pressure**

- Maryland totaled two sacks at Michigan Saturday and now has 30 sacks on the season, which ranks

fifth in the Big Ten.

- In conference action, Maryland is tied for third with Michigan with 22 sacks.
- The Terps are averaging 2.73 sacks per game, which is tied for 27th in the nation.
- Defensive lineman **Andre Monroe** ranks second in the Big Ten with 9.5 sacks, while linebacker **Yannick Ngakoue** is tied for 11th with six sacks.

**On The Tackle**

- The Terps have three of the top-15 tacklers in the Big Ten led by LB **Cole Farrand**, who ranks fifth in the conference averaging 9.2 tackles per game.
- DB **Sean Davis** and LB **L.A. Goree** rank sixth and 11th, respectively. Davis is averaging 9.1 tackles per game, while Goree is averaging 8.5.
- In conference action, **Farrand** leads the league with 12.1 tackles per game. Farrand finished with 19 tackles at Indiana (9/27), which is tied for a single-game high in the Big Ten.

2014 SCORING DRIVES

Maryland 2014 Scoring Drives

Opp.	Plays	Yards	TOP	Result	Qrt.	Time	Scoring Play	QB
JMU	6	58	1:47	TD	1	11:43	Brown, C. 11 yd run	Brown, C.
JMU	5	46	1:42	TD	1	8:48	Brown, C. 8 yd run	Brown, C.
JMU	10	50	2:28	FG	1	1:57	Craddock 49 yd FG	Brown, C.
JMU	15	80	6:13	TD	2	6:46	Brown, C. 2 yd run	Brown, C.
JMU	6	41	2:30	TD	3	12:20	Ross, B. 8 yd run	Brown, C.
JMU	1	41	0:08	TD	3	7:55	Long 41 yd rec	Brown, C.
JMU	7	66	3:07	TD	3	0:10	Goins 2 yd rec	Rowe
JMU	14	82	6:49	TD	4	4:01	Reid 12 yd run	Rowe
USF	3	32	0:47	TD	1	7:02	Leak 10 yd rec	Brown, C.
USF	3	51	1:18	TD	1	1:18	Leak 44 yd rec	Brown, C.
USF	0	0	0:00	TD	4	0:00	Thompson, blk punt	-
USF	9	34	4:17	FG	4	5:16	Craddock 23 yd FG	Brown, C.
WVU	10	49	2:39	FG	2	12:33	Craddock 46 yd FG	Brown, C.
WVU	11	52	3:15	FG	2	8:36	Craddock 41 yd FG	Brown, C.
WVU	1	77	0:11	TD	2	5:52	Diggs 77 yd rec	Brown, C.
WVU	4	51	0:44	TD	2	0:40	Veii 26 yd rec.	Rowe
WVU	1	75	0:14	TD	3	14:46	Brown, C. 75 yd run	Brown, C.
WVU	4	(-3)	1:45	FG	4	11:14	Craddock 30 yd FG	Brown, C.
WVU	0	0	0:00	TD	4	9:43	Likely 69 punt ret	-
SU	5	59	1:58	TD	1	9:39	Leak 25 yd rec	Brown, C.
SU	2	90	0:47	TD	1	6:35	Ross, B. 90 yd rec	Brown, C.
SU	8	63	2:18	FG	2	12:38	Craddock 31 yd FG	Brown, C.
SU	4	28	1:35	TD	2	6:13	Veii 4 yd run	Brown, C.
SU	0	0	0:00	TD	2	3:37	Likely 88 yd INT ret	-
SU	4	(-3)	2:04	FG	4	4:17	Craddock 44 yd FG	Brown, C.
IU	7	45	2:48	FG	1	12:12	Craddock 48 yd FG	Brown, C.
IU	13	75	5:59	TD	2	12:01	Brown, C. 5 yd run	Brown, C.
IU	3	75	0:59	TD	2	8:50	Diggs 29 yd rec.	Brown, C.
IU	9	68	3:23	FG	2	2:09	Craddock 30 yd FG	Brown, C.
IU	5	63	2:24	TD	3	8:00	Ross, B. 36 yd rec.	Rowe
IU	7	63	2:27	TD	4	13:03	Winfree 30 yd rec.	Rowe
IU	10	22	3:33	FG	4	5:56	Craddock 48 yd FG	Rowe
OSU	5	26	1:33	FG	1	5:00	Craddock 57 yd FG	Brown, C.
OSU	13	75	6:25	TD	2	2:34	Brown, W. 2 yd run	Brown, C.
OSU	7	75	2:24	TD	3	4:06	Ross, B. 2 yd run	Rowe
OSU	7	74	1:15	TD	4	13:32	Diggs 4 yd rec	Rowe
IA	7	75	2:49	TD	1	3:40	Veii 23 yd run	Brown, C.
IA	7	45	2:44	FG	2	10:46	Craddock 41 yd FG	Brown, C.
IA	6	44	2:06	TD	2	6:47	Brown, W. 1 yd run	Brown, C.
IA	5	92	1:56	TD	3	4:18	Diggs 53 yd rec.	Hills
IA	0	0	0:00	TD	4	12:29	Likely 45 INT ret	-
IA	9	54	3:39	TD	4	4:58	Brown, W. 1 yd run	Brown, C.
WIS	8	73	3:49	TD	4	0:57	Diggs 21 yd rec	Brown, C.
PSU	8	43	3:23	TD	2	13:52	Gallo 2 yd rec	Brown, C.
PSU	7	48	2:55	FG	4	13:11	Craddock 25 yd FG	Brown, C.
PSU	4	24	1:32	TD	4	11:30	Brown, W. 1 yd run	Brown, C.
PSU	5	17	1:25	FG	4	0:51	Craddock 43 yd FG	Brown, C.
MSU	5	41	1:47	TD	2	8:46	Adams, D 20 yd rec	Brown, C.
MSU	8	77	2:54	TD	4	4:07	Winfree 31 yd rec	Brown, C.
UM	5	30	1:36	FG	2	13:39	Craddock 38 yd FG	Brown, C.
UM	8	43	4:09	FG	2	3:32	Craddock 41 yd FG	Brown, C.
UM	4	4	0:59	FG	2	1:50	Craddock 21 yd FG	Brown, C.
UM	11	68	3:22	TD	4	14:47	Brown, W. 8 yd run	Brown, C.
UM	10	78	3:14	TD	4	5:59	Brown, W. 1 yd run	Brown, C.

2014 Game Honors

Game Captains

Opp.	Offense	Defense	Special Teams
JMU	C.J. Brown	L.A. Goree	Brad Craddock
USF	Albert Reid	Matt Robinson	Sean Davis
WVU	Ryan Doyle	Keith Bowers	Kenneth Goins
SYR	C.J. Brown	William Likely	Brad Craddock
IU	Ryan Doyle	Yannik Cudjoe-Virgil	Anthony Nixon
OSU	Marcus Leak	Cole Farrand	Anthony Nixon
IA	Stefon Diggs	Jeremiah Johnson	Brad Craddock
WIS	C.J. Brown	Yannik Cudjoe-Virgil	Kenneth Goins
PSU	Stefon Diggs	Sean Davis	P.J. Gallo
MSU	Andrew Zeller	L.A. Goree	Jermaine Carter, Jr.
UM	Sal Conaboy	Jeremiah Johnson	Avery Thompson
RU	C.J. Brown	Jeremiah Johnson	Michael Tart

Game Balls

Opp.	Offense	Defense	Special Teams
JMU	10*	L.A. Goree	Sean Davis
USF	Marcus Leak	Andre Monroe	Kenneth Goins
SYR	Sal Conaboy	William Likely	Anthony Nixon
IU	Stefon Diggs	Cole Farrand	Brad Craddock
IA	C.J. Brown	Darius Kilgo	Anthony Nixon
PSU	Andrew Zeller	Andre Monroe	2^
UM	C.J. Brown	Anthony Nixon	William Likely
RU			

\* Silvano Altamirano, Sal Conaboy, Stefon Diggs, Ryan Doyle, Michael Dunn, Kenneth Goins, Andrew Isaacs, Marcus Leak, Deon Long and Andrew Zeller

^Brad Craddock and Michael Tart

Flag Bearers

Opp.	American	Maryland
JMU	Albert Reid	Matt Robinson
USF	Keith Bowers	Michael Dunn
WVU	Andrew Zeller	Sean Davis
SYR	Yannik Ngakoué	Kenneth Goins
IU	Jalen Brooks	Stefon Diggs
OSU	Kenneth Goins	Roman Braglio
IA	Darius Kilgo	Kenneth Goins
WIS	Andrew Zeller	L.A. Goree
PSU	Andrew Zeller	L.A. Goree
MSU	Matt Robinson	Wes Brown
UM	Andrew Zeller	Wes Brown
RU	Jake Wheeler	Yannik Cudjoe-Virgil

Scout Team Players of the Week

Opp.	Offense	Defense	Special Teams
JMU	Levern Jacobs	Nnamdi Egbuaba	Abner Logan
USF	Andrew Stefanelli	Abner Logan	Clarence Murphy
WVU	Juwann Winfree	J.T. Ventura	Tehuti Miles
SYR	Brendan Moore	Clarence Murphy	Andrew Gray
IU	DeAndre Lane	Malik Jones	Zac Morton
OSU	Joe Riddle	Abner Logan	Zac Morton
IA	Joe Riddle	Kingsley Opara	Eric Roca
WIS	Andrew Stefanelli	Michael Washington	Rashid Conteh
PSU	Daniel Adams	Malik Jones	Tyler Burke
MSU	Joe Marchese	Avery Thompson	Eric Roca
UM	Levern Jacobs	Milan Barry-Pollock	Tyler Burke
RU	Levern Jacobs	Brett Kulka	Rashid Conteh

DEPTH CHART

(as of November 24, 2014)

OFFENSE

<b>WR</b>	<b>6 (d)</b>	<b>Deon Long</b>	<b>6-0</b>	<b>185</b>	<b>Sr.-1V</b>
	83	Malcolm Culmer	5-11	185	So.-1V
<b>WR</b>	<b>34</b>	<b>Jacquille Veii</b>	<b>5-9</b>	<b>187</b>	<b>So.-1V</b>
	80	Daniel Adams	6-2	210	Jr.-SQ
<b>WR</b>	<b>82</b>	<b>Marcus Leak</b>	<b>6-0</b>	<b>210</b>	<b>Jr.-1V</b>
<b>or</b>	<b>84</b>	<b>Amba Etta-Tawo</b>	<b>6-1</b>	<b>200</b>	<b>So.-1V</b>
<b>TE</b>	<b>48</b>	<b>Derrick Hayward</b>	<b>6-5</b>	<b>235</b>	<b>Fr.-RS</b>
<b>or</b>	<b>88</b>	<b>P.J. Gallo</b>	<b>6-2</b>	<b>250</b>	<b>So.-1V</b>
<b>T</b>	<b>61</b>	<b>Jake Wheeler</b>	<b>6-7</b>	<b>310</b>	<b>Sr.-2V</b>
	75	Derwin Gray	6-5	300	Fr.-HS
<b>G</b>	<b>68</b>	<b>Silvano Altamirano</b>	<b>6-2</b>	<b>290</b>	<b>Sr.-SQ</b>
	50	Evan Mulrooney	6-4	295	Jr.-2V
<b>C</b>	<b>65</b>	<b>Sal Conaboy</b>	<b>6-3</b>	<b>295</b>	<b>Sr.-3V</b>
	60	Stephen Grommer	6-4	295	Jr.-SQ
<b>G</b>	<b>66</b>	<b>Andrew Zeller</b>	<b>6-4</b>	<b>300</b>	<b>Jr.-2V</b>
	63	Mike Minter	6-3	300	Fr.-RS
<b>T</b>	<b>76</b>	<b>Michael Dunn</b>	<b>6-5</b>	<b>300</b>	<b>So.-1V</b>
	55	Ryan Doyle	6-4	300	Jr.-1V
<b>RB</b>	<b>45</b>	<b>Brandon Ross</b>	<b>5-10</b>	<b>210</b>	<b>Jr.-2V</b>
<b>or</b>	<b>4 (d)</b>	<b>Wes Brown</b>	<b>6-0</b>	<b>210</b>	<b>So.-1V</b>
<b>FB</b>	<b>30</b>	<b>Kenneth Goins, Jr.</b>	<b>5-9</b>	<b>233</b>	<b>So.-1V</b>
	49 (d)	Tyler Cierski	5-11	280	Sr.-2V
<b>QB</b>	<b>16</b>	<b>C.J. Brown</b>	<b>6-3</b>	<b>218</b>	<b>Gr.-2V</b>
	11	Perry Hills	6-2	215	So.-RS

SPECIALISTS

<b>K</b>	<b>15</b>	<b>Brad Craddock</b>	<b>6-1</b>	<b>185</b>	<b>Jr.-2V</b>
	3 (d)	Adam Greene	5-11	195	Fr.-RS
<b>P</b>	<b>18</b>	<b>Nathan Renfro</b>	<b>6-1</b>	<b>205</b>	<b>Jr.-2V</b>
	29 (d)	Michael Tart	6-2	200	Sr.-1V
<b>LS</b>	<b>59</b>	<b>Christian Carpenter</b>	<b>5-11</b>	<b>220</b>	<b>So.-1V</b>
	56 (d)	Nate Adams	6-0	220	Fr.-HS

DEFENSE

<b>OLB</b>	<b>40</b>	<b>Matt Robinson</b>	<b>6-3</b>	<b>245</b>	<b>Sr.-3V</b>
	43	Jalen Brooks	6-1	230	Fr.-RS
<b>END</b>	<b>91</b>	<b>Keith Bowers</b>	<b>6-1</b>	<b>285</b>	<b>Sr.-3V</b>
	77	Spencer Myers	6-4	275	Sr.-SQ
<b>NOSE</b>	<b>97</b>	<b>Darius Kilgo</b>	<b>6-3</b>	<b>310</b>	<b>Sr.-2V</b>
	67	David Shaw	6-4	290	Fr.-HS
<b>END</b>	<b>93</b>	<b>Andre Monroe</b>	<b>5-11</b>	<b>282</b>	<b>Sr.-2V</b>
	90	Roman Braglio	6-2	265	So.-1V
<b>OLB</b>	<b>51</b>	<b>Yannik Cudjoe-Virgil</b>	<b>6-2</b>	<b>250</b>	<b>Sr.-1V</b>
	7 (d)	Yannick Ngakoue	6-2	250	So.-1V
<b>ILB</b>	<b>47</b>	<b>Cole Farrand</b>	<b>6-3</b>	<b>245</b>	<b>Sr.-3V</b>
	23	Jermaine Carter, Jr.	6-0	240	Fr.-RS
<b>ILB</b>	<b>53</b>	<b>L.A. Goree</b>	<b>6-2</b>	<b>245</b>	<b>Sr.-3V</b>
	46	Abner Logan	6-1	240	So.-1V
<b>CB</b>	<b>4 (d)</b>	<b>William Likely</b>	<b>5-7</b>	<b>175</b>	<b>So.-1V</b>
	17	Josh Woods	6-1	190	Fr.-HS
<b>S</b>	<b>21</b>	<b>Sean Davis</b>	<b>6-1</b>	<b>200</b>	<b>Jr.-2V</b>
	36	Elvis Dannah	6-2	210	Fr.-RS
<b>S</b>	<b>20</b>	<b>Anthony Nixon</b>	<b>6-1</b>	<b>200</b>	<b>Jr.-2V</b>
	22	Zach Dancel	6-0	205	Jr.-1V
<b>CB</b>	<b>14</b>	<b>Jeremiah Johnson</b>	<b>5-11</b>	<b>193</b>	<b>Sr.-2V</b>
	32	Jarrett Ross	5-9	205	So.-1V

<b>PR</b>	<b>4 (d)</b>	<b>William Likely</b>	<b>5-7</b>	<b>175</b>	<b>So.-1V</b>
	13	DeAndre Lane	5-7	175	So.-SQ
<b>KR</b>	<b>4 (d)</b>	<b>William Likely</b>	<b>5-7</b>	<b>175</b>	<b>So.-1V</b>
	6 (d)	Deon Long	6-0	185	Sr.-1V
<b>Holder</b>	<b>29 (d)</b>	<b>Michael Tart</b>	<b>6-2</b>	<b>200</b>	<b>Sr.-1V</b>
	18	Nathan Renfro	6-2	205	Jr.-2V

CAREER START CHART

OFFENSE									
Player	'10	'11	'12	'13	'14	Streak	Career		
Altamirano	-	-	0	11	11	11	11		
Brown, C.	0	5	0	11	11	16	27		
Brown, W.	-	-	2	-	2	2	4		
Cierski	-	1	1	0	0	-	2		
Conaboy	-	2	7	13	11	25	33		
Culmer	-	-	0	4	0	-	4		
Diggs	-	-	7	7	9	-	23		
Doyle	-	-	-	13	10	-	23		
Dunn	-	-	-	13	11	24	24		
Etta-Tawo	-	-	-	6	4	4	10		
Gallo	-	-	-	0	2	-	2		
Goins	-	-	-	4	4	1	8		
Hayward	-	-	-	-	1	-	1		
Hills	-	-	7	-	0	-	7		
Isaacs	-	-	-	1	3	-	4		
Jacobs, L.	-	-	2	4	-	-	6		
Jacobs, T.	-	-	-	-	1	-	1		
Leak	-	-	7	-	6	-	13		
Long	-	-	-	6	11	11	17		
Mulrooney	-	-	5	-	-	-	5		
Reid	-	-	2	1	1	-	4		
Ross, B.	-	-	5	12	8	-	25		
Rowe	-	-	1	2	0	-	3		
Veii	-	-	-	0	3	3	3		
Wheeler	-	0	0	0	1	1	1		
Zeller	-	-	3	4	11	15	18		


DEFENSE									
Player	'10	'11	'12	'13	'14	Streak	Career		
Bowers	-	11	0	9	8	8	28		
Braglio	-	-	-	1	1	1	2		
Brooks	-	-	-	-	4	-	4		
Cudjoe-Virgil	0	0	-	1	2	1	3		
Dancel	-	-	-	0	1	-	1		
Davis	-	-	2	13	11	24	26		
Farrand	-	0	11	8	9	7	28		
Goree	-	7	3	10	10	8	30		
Hendy	-	3	0	3	-	-	6		
Hill	-	-	1	2	4	-	7		
Jefferson	-	-	0	13	3	-	16		
Johnson	-	0	12	1	5	1	18		
Kilgo	-	0	11	12	11	22	34		
Likely	-	-	-	11	11	21	22		
Logan	-	-	-	3	0	-	4		
Monroe	-	4	-	4	10	-	18		
Ngakoue	-	-	-	0	10	-	10		
Nixon	-	-	5	11	11	15	27		
Robinson	1	3	5	10	6	2	25		
Shaw	-	-	-	-	1	-	1		
Twine	-	4	5	3	3	-	15		

SPECIAL TEAMS									
Player	'10	'11	'12	'13	'14	Streak	Career		
Adams, N.	-	-	-	-	5	-	35		
Carpenter	-	-	-	3	7	2	10		
Craddock	-	-	12	13	11	36	36		
Renfro	-	-	12	13	11	36	36		
Tart	-	0	-	13	11	24	24		

PROJECTED STARTERS: OFFENSE

**WR**  
**6**



**DEON LONG • 6-0 • 185 • SR.-1V**

- Ranks second on the team in catches (42) and receiving yards (489).
- Tied for sixth in conference action averaging 4.4 receptions per game.
- Has caught a pass in 17 of 18 career appearances.


**WR**  
**34**



**JACUILLE VEIL • 5-9 • 187 • SO.-1V**

- Has 13 catches for 198 yards and one touchdown.
- Pulled in three catches for 45 last week at Michigan.
- Tied a career high with four catches against MSU (11/15) for 45 yards.

**WR**  
**82**



**MARCUS LEAK • 6-0 • 210 • JR.-1V**

- Has 20 catches for 297 yards and three touchdowns on the season.
- Averaging 14.9 yards per reception.

**OR WR**  
**84**



**AMBA ETTA-TAWO • 6-1 • 200 • SO.-1V**

- Made his first start of the season at Wisconsin (10/25). Averaging 16.2 ypc for his career.


**TE**  
**48**



**DERRICK HAYWARD • 6-5 • 235 • FR.-RS**

- Has appeared in 10 games this season.
- Made his first career start against Michigan State.


**OR TE**  
**88**



**P.J. GALLO • 6-2 • 250 • SO.-1V**

- Caught his first career touchdown pass at Penn State (11/1).
- Made his first career start at Indiana (9/27).

**T**  
**76**



**JAKE WHEELER • 6-7 • 310 • SR.-2V**

- Earned his first career start at Michigan.
- Helped the Terps average 4.2 yards per carry against the Wolverines.
- Opened holes for C.J. Brown's 87-yard effort on the ground at Michigan.


**G**  
**68**



**SILVANO ALTAMIRANO • 6-2 • 290 • SR.-SQ**

- Made his 11th career start against Michigan.
- Part of an offensive line that has helped Maryland average 223.9 yards passing per game.
- Played at San Diego Mesa College for two seasons before joining the Terps in 2013.

**C**  
**65**



**SAL CONABOY • 6-3 • 295 • SR.-3V**

- Has started 33 career games, the most on the offensive side of the ball, and started 25 consecutive games.
- Is a Rimington Trophy Watch List member.
- Anchors an o-line that has helped the Terps average 116.9 yards rushing per game.

**G**  
**66**



**ANDREW ZELLER • 6-4 • 300 • JR.-2V**

- Earned his 15th consecutive start and 18th of his career against the Wolverines.
- Allowed Maryland to eclipse 400 total yards of offense for the fourth time this season against Iowa (10/18).
- Has helped open holes for 10 different Terrapin rushers this season.


**T**  
**76**



**MICHAEL DUNN • 6-5 • 300 • SO.-1V**

- Made his 24th consecutive start against Michigan.
- Allowed the Terps to score two rushing touchdowns in the fourth quarter to defeat Michigan.
- Earned a scholarship after joining the team out of high school as a preferred walk-on.

**RB**  
**45**



**BRANDON ROSS • 5-10 • 210 • JR.-2V**

- Has 279 yards on 67 carries and two touchdowns this season. Averaging 4.2 ypc.
- Ranks 22nd on the school's all-time rushing list with 1,445 yards.

**OR RB**  
**4**



**Wes Brown • 6-0 • 210 • SO.-1V**

- Has rushed for 299 yards this season and five TDs, including the game winner at Michigan.
- Averaging 3.4 yards per carry.

**FB**  
**30**



**KENNETH GOINS • 5-9 • 233 • SO.-1V**

- Responsible for a vital blocked punt against USF (9/6) that resulted in the game-winning TD, a ball recovered by Avery Thompson for the score.
- Averaging 3.7 yards per carry.
- Has one receiving touchdown this season.

**QB**  
**16**



**C.J. BROWN • 6-3 • 218 • GR.-2V**

- Broke the school record for career TDs responsible for at Michigan (54).
- Threw his 31st career TD pass against Michigan State (11/15).
- One of 12 active players in the FBS to pass for 4,000 or more yards (4,972) and rush for 1,000 or more yards (1,624).

NOTABLES


**QB**  
**11**



**PERRY HILLS • R SO.**

- Entered in the third quarter against Iowa (10/18) and tossed a 53-yard TD to Stefon Diggs.
- Has thrown for 1,422 yards and nine career TDs.

**WR**  
**80**



**DANIEL ADAMS • JR.**

- Has two receptions for 39 yards this season.
- Caught his first career pass for a TD against MSU (11/15).

PROJECTED STARTERS: DEFENSE

**OLB**  
**40**



**MATT ROBINSON • 6-3 • 245 • SR.-3V**

- Started for the sixth time this season at Michigan.
- Had a season-high nine tackles against Michigan State (11/15) including one tackle for loss.
- Has 193 career tackles and 14.5 TFL.

**END**  
**91**



**KEITH BOWERS • 6-1 • 285 • SR.-3V**

- Made his seventh start of the season at defensive end against Michigan.
- Had four tackles including 1.0 TFL at Michigan.
- Has 116 career tackles, 12.5 TFL and 5.0 sacks.

**NOSE**  
**97**



**DARIUS KILGO • 6-3 • 310 • SR.-2V**

- Leads the defense with 34 career starts.
- Has recovered a team-high three fumbles including one against Iowa (10/18).
- Has 121 career tackles with 19.5 TFL and 5.5 sacks.

**END**  
**93**



**ANDRE MONROE • 5-11 • 282 • SR.-2V**

- Recorded one sack against Michigan to tie Mike Corvino (1979-1982) for the Maryland program record with 24.0 sacks. Leads the team in sacks this season with 9.5.
- Has a team-best 36.5 TFL for his career.

**OLB**  
**51**



**YANNIK CUDJOE-VIRGIL • 6-2 • 250 • SR.-1V**

- Made his third start of the season at Michigan and recorded three tackles.
- Had four tackles and his first sack of the season against Ohio State (10/4).
- Has totaled five sacks in 14 career games.

**ILB**  
**47**



**COLE FARRAND • 6-3 • 245 • SR.-3V**

- Averaging 12.1 tackles per game in Big Ten action, which leads the conference.
- Had a season-high 19 tackles at Indiana (9/27) earning him Big Ten Defensive Player of the Week honors.
- Leads the team in tackles with 101.

**ILB**  
**53**



**L.A. GOREE • 6-2 • 245 • SR.-3V**

- Ranks third on the team with 85 stops.
- Maryland's active career leader in tackles with 267.
- Recovered two fumbles against Penn State (11/1).

**CB**  
**4**



**WILLIAM LIKELY • 5-7 • 175 • SO.-1V**

- Leads the Big Ten in interceptions (6) and passes defended (14).
- Has set the single-season school record with 170 interception return yards.
- Recorded his sixth interception of the year at Michigan.

**S**  
**21**



**SEAN DAVIS • 6-1 • 200 • JR.-2V**

- Ranks second on the team in tackles with 100.
- Posted a team-best 11 tackles and a career-high three pass breakups at Penn State (11/1).
- Averaging 9.1 tackles per game, which ranks sixth in the conference.

**S**  
**20**



**ANTHONY NIXON • 6-1 • 200 • JR.-2V**

- Has 48 stops and one interception this season.
- Recorded seven tackles including 0.5 sack at Michigan.
- Blocked his first career punt against Syracuse (9/20).

**CB**  
**14**



**JEREMIAH JOHNSON • 5-11 • 193 • SR.-2V**

- Has five passes defended this season.
- Had four tackles including a TFL against the Wolverines.
- Recorded his first career interception in the season opener against JMU (8/30).

NOTABLES

**OLB**  
**7**



**YANNICK NGAKOUÉ • SO.**

- Has 13.0 TFL on the season and is averaging 1.18 per game, which is tied for fifth in the Big Ten.
- Has 33 tackles including 6.0 sacks this season.

**CB**  
**32**



**JARRETT ROSS • SO.**

- Has appeared in 10 games this season.
- Tallied a season-high three tackles against IU (9/27).


**OLB**  
**41**



**JESSE ANIEBOM • FR.**

- Has appeared in all 11 games this season.
- Has 13 tackles with 1.0 TFL and 0.5 sack.

**OLB**  
**43**



**JALEN BROOKS • R FR.**

- Has appeared in all 11 games this season with four starts.
- Has 20 tackles and two pass breakups.

**ILB**  
**46**



**ABNER LOGAN • SO.**

- Made his season debut against Iowa (10/18).
- Has four tackles in five games.
- Has 41 career tackles and 2.0 TFL.

SPECIAL TEAMS

**K**  
**15**



**BRAD CRADDOCK**  
**6-0 • 185 • JR.-2V**

- Lou Groza Semifinalist.
- Has made 23 consecutive FG attempts.
- Named Co-Big Ten Special Teams POW (11/24).

**P**  
**18**



**NATHAN RENFRO**  
**6-1 • 205 • JR.-2V**

- Averaging 41.0 yards per punt this season.
- Ranks third in the Big Ten with 20 punts inside the 20.

**KR**  
**4**



**WILLIAM LIKELY**  
**5-7 • 175 • SO.-1V**

- Set a school record with 228 kick return yards against MSU.
- Averaging 32.4 ypr this season.

**KR**  
**6**



**DEON LONG**  
**6-0 • 185 • SR.-1V**

- Has no career kick returns while at Maryland.

**PR**  
**4**



**WILLIAM LIKELY**  
**5-7 • 175 • SO.-1V**

- Averaging 11.8 yards per punt return. That mark ranks third in the Big Ten.

## OFFENSIVE PLAYER STATS WITH CAREER HIGHS

### WR - DANIEL ADAMS - 80

- Recorded two catches for 39 yards and his first career touchdown against Michigan State (11/15).

#### ADAMS CAREER STATS

##### RECEIVING

YR.	G-GS	REC	YDS	AVG	TD	LP	AVG/G
2013	5-0	0	0	0.0	0	0	0.0
2014	2-0	2	39	19.5	1	20	19.5
<b>Totals</b>	<b>7-0</b>	<b>2</b>	<b>39</b>	<b>19.5</b>	<b>1</b>	<b>20</b>	<b>5.6</b>

#### ADAMS' CAREER HIGHS RECEIVING

Receptions	2 (vs. Michigan State, 11/15/14)
Yards	39 (vs. Michigan State, 11/15/14)

### QB - C.J. BROWN - 16

- Ran for three touchdowns and 61 yards against James Madison (8/30). Also tossed a 41-yard touchdown pass to Deon Long and finished with 111 yards passing.
- Completed 17-of-28 passes for 201 yards and two touchdowns against USF (9/6).
- Rushed for 161 yards and one score against West Virginia (9/13). The 161 yards is the second most by a quarterback in school history.
- Completed 19-of-35 passes for 241 yards and one touchdown, a 77-yard throw to Stefon Diggs.
- Racked up 280 yards passing on 16 completions and threw two touchdowns against Syracuse (9/20). Brandon Ross took a Brown screen pass 90 yards for a touchdown, the longest completion of Brown's career.
- Threw for 163 yards and a touchdown on 10 completions against Indiana (9/27). Also ran for 29 yards on seven carries.
- Completed 12 passes for 120 yards and rushed for 99 yards on the ground in a win over Iowa (10/18).
- Completed 18 passes for 161 yards and a touchdown in a win over Penn State (11/1).
- Passed for 246 yards (20-43) and two touchdowns against Michigan State (11/15).
- Rushed 18 times for 87 yards and a touchdown in a come-from-behind win over Michigan (11/22). Also completed 13 passes for 165 yards.

#### BROWN'S CAREER STATS

##### PASSING

YR.	G-GS	COM	ATT	INT	YDS	TD	LG	PCT
2010	1-0	0	1	0	0	0	0	00.0
2011	10-5	82	166	6	842	7	59	49.4
2013	11-11	166	282	7	2242	13	66	58.9
2014	11-11	160	303	9	1888	11	90	52.8
<b>Totals</b>	<b>33-27</b>	<b>408</b>	<b>752</b>	<b>22</b>	<b>4972</b>	<b>31</b>	<b>90</b>	<b>54.3</b>

##### RUSHING

YR.	G-GS	ATT	GAIN	LOST	NET	AVG	TD	LP	AVG/G
2010	1-0	1	12	0	12	12.0	0	12	12.0
2011	10-5	79	647	73	574	7.3	5	77	57.4
2013	11-11	140	772	196	576	4.1	12	64	52.4
2014	11-11	135	682	220	462	3.4	6	75	42.0
<b>Totals</b>	<b>33-27</b>	<b>355</b>	<b>2113</b>	<b>486</b>	<b>1624</b>	<b>4.6</b>	<b>23</b>	<b>77</b>	<b>49.2</b>

#### BROWN'S CAREER HIGHS PASSING

Yards	281 (vs. FIU 8/31/13)
Completions	21 (vs. Syracuse, 11/9/13)
Touchdowns	3 (twice: last vs. Clemson 10/15/11)

#### BROWN'S CAREER HIGHS RUSHING

Rushes	23 (at Virginia Tech 11/16/13)
Yards	162 (vs. Clemson, 10/15/11)
Touchdowns	3 (at NC State, 11/30/13)

### RB - WES BROWN - 4

- Rushed for 81 yards on 13 carries in a win over James Madison (8/30).
- Carried 13 times for 61 yards against USF (9/6).
- Ran for 34 yards on 15 carries against Indiana (9/27).
- Ran for a touchdown against Ohio State (10/4).
- Rushed for 19 yards and two touchdowns against Iowa (10/18).
- Led the Terps in rushing with 22 yards against Wisconsin (10/25).
- Scored his fourth rushing touchdown of the season at Penn State (11/1).
- Rushed 11 times for 39 yards and scored the game winning touchdown against Michigan (11/22).

#### BROWN'S CAREER STATS

##### RECEIVING

YR.	G-GS	REC	YDS	AVG	TD	LP	AVG/G
2012	8-2	5	14	2.8	0	7	1.8
2014	10-2	17	157	9.2	0	38	15.7
<b>Totals</b>	<b>18-4</b>	<b>17</b>	<b>171</b>	<b>7.8</b>	<b>0</b>	<b>38</b>	<b>9.5</b>

##### RUSHING

YR.	G-GS	ATT	GAIN	LOST	NET	AVG	TD	LP	AVG/G
2012	8-2	90	399	17	382	4.2	2	22	47.8
2014	10-2	88	331	32	299	3.4	5	33	29.9
<b>Totals</b>	<b>18-4</b>	<b>178</b>	<b>730</b>	<b>49</b>	<b>681</b>	<b>3.8</b>	<b>7</b>	<b>33</b>	<b>37.8</b>

#### BROWN'S CAREER HIGHS RUSHING

Yards	121 (vs. NC State, 10/20/12)
Rushes	25 (vs. NC State, 10/20/12)
Touchdowns	2 (vs. Iowa, 10/18/14)

#### BROWN'S CAREER HIGHS RECEIVING

Yards	50 (at Indiana, 9/27/14)
Catches	2 (twice: last at Indiana, 9/27/14)

### WR - MALCOLM CULMER - 83

#### CULMER'S CAREER STATS

##### RECEIVING

YR.	G-GS	REC	YDS	AVG	TD	LP	AVG/G
2013	12-4	5	59	11.8	0	26	4.9
2014	7-0	1	5	5.0	0	5	0.7
<b>Totals</b>	<b>19-4</b>	<b>6</b>	<b>64</b>	<b>10.7</b>	<b>0</b>	<b>26</b>	<b>3.4</b>

#### CULMER'S CAREER HIGHS RECEIVING

Receptions	2 (vs. West Virginia, 9/21/13)
Yards	26 (at UConn, 9/14/13)

**WR - STEFON DIGGS - 1**

- A preseason Biletnikoff, Maxwell, Paul Hornung and Walter Camp Award Watch List Member.
- Caught five passes for 53 yards against James Madison (8/30).
- Grabbed seven balls for 50 yards against USF (9/6).
- Nabbed five balls for 127 yards, including a 77-yard touchdown, against West Virginia (9/13). The TD reception was the longest of his career.
- Caught a team-high six balls for 56 yards against Syracuse (9/20).
- Brought in six balls for 112 yards, including a 29-yard touchdown against Indiana (9/27).
- Brought in a team-high seven catches for 52 yards and a TD against Ohio State (10/4).
- Tallied a team-high nine receptions for 130 yards and took a short screen pass 53 yards for a touchdown against Iowa (10/18).
- Marked his fourth straight game with a touchdown reception with a 21-yard score in the fourth quarter against Wisconsin (10/25).
- Had six catches for 53 yards at Penn State (11/1).

**DIGGS' CAREER STATS**

**RECEIVING**

YR.	G-GS	REC	YDS	AVG	TD	LP	AVG/G
2012	11-7	54	848	15.7	6	66	77.1
2013	7-7	34	587	17.3	3	66	83.9
2014	9-9	52	654	12.6	5	77	72.7
<b>Totals</b>	<b>27-23</b>	<b>140</b>	<b>2089</b>	<b>14.9</b>	<b>14</b>	<b>77</b>	<b>77.4</b>

**RUSHING**

YR.	G-GS	ATT	GAIN	LOST	NET	AVG	TD	LP	AVG/G
2012	11-7	20	123	9	114	5.7	0	23	10.4
2013	7-7	7	48	3	45	6.4	0	26	6.4
2014	9-9	5	31	3	28	5.6	0	12	3.1
<b>Totals</b>	<b>27-23</b>	<b>32</b>	<b>202</b>	<b>15</b>	<b>187</b>	<b>5.8</b>	<b>0</b>	<b>26</b>	<b>6.9</b>

**RETURNS**

YR.	G-GS	KOR	YDS	AVG	TD	PR	YDS	AVG	TD
2012	11-7	25	713	28.5	2	22	221	10.0	0
2013	7-7	12	281	23.4	0	2	-1	-0.5	0
2014	9-9	20	478	23.9	0	0	0	0.0	0
<b>Totals</b>	<b>27-23</b>	<b>57</b>	<b>1472</b>	<b>25.8</b>	<b>2</b>	<b>24</b>	<b>220</b>	<b>9.2</b>	<b>0</b>

**DIGGS' CAREER HIGHS RECEIVING**

Receptions	11 (at Boston College, 10/27/12)
Yards	179 (vs. Old Dominion, 9/7/13)
Touchdowns	2 (twice: last at West Virginia, 9/22/12)

**DIGGS' CAREER HIGHS RETURNING**

Punt Return Yards	68 (vs. UConn, 9/15/12)
Long Punt Return	31 (vs. UConn, 9/15/12)
Kickoff Return Yards	147 (at Virginia, 10/13/12)
Long Kickoff Return	100 (at Virginia, 10/13/12)
All-purpose Yards	248 (at North Carolina, 11/24/12)

**WR - AMBA ETTA-TAWO - 84**

- Made his season debut against James Madison (8/30).
- Caught three passes for 46 yards against Iowa (10/18).
- Nabbed two balls for 45 yards against Michigan (11/22).

**ETTA-TAWO'S CAREER STATS**

**RECEIVING**

YR.	G-GS	REC	YDS	AVG	TD	LP	AVG/G
2013	12-6	31	500	16.1	2	44	41.7
2014	11-2	8	133	16.6	0	0	12.1
<b>Totals</b>	<b>23-8</b>	<b>39</b>	<b>633</b>	<b>16.2</b>	<b>2</b>	<b>44</b>	<b>27.5</b>

**ETTA-TAWO'S CAREER HIGHS RECEIVING**

Receptions	6 (twice: last vs. Syracuse, 11/9/13)
Yards	109 (vs. Syracuse, 11/9/13)
Touchdowns	1 (twice: last vs. Boston College, 11/23/13)

**RB - KENNETH GOINS - 30**

- Rushed for a career-high 31 yards against James Madison (8/30).
- Caught a pass for 16 yards against Indiana (9/27).

**GOINS'S CAREER STATS**

**RECEIVING**

YR.	G-GS	REC	YDS	AVG	TD	LP	AVG/G
2013	13-4	4	49	12.2	1	17	3.8
2014	11-4	7	54	7.7	1	16	4.0
<b>Totals</b>	<b>24-8</b>	<b>11</b>	<b>103</b>	<b>9.4</b>	<b>2</b>	<b>17</b>	<b>3.8</b>

**RUSHING**

YR.	G-GS	ATT	GAIN	LOST	NET	AVG	TD	LP	AVG/G
2013	13-4	9	48	0	48	5.3	0	10	3.7
2014	11-4	12	49	5	44	3.7	0	16	4.0
<b>Totals</b>	<b>24-8</b>	<b>21</b>	<b>97</b>	<b>5</b>	<b>92</b>	<b>4.4</b>	<b>0</b>	<b>16</b>	<b>3.8</b>

**GOINS' CAREER HIGHS RECEIVING**

Yards	17 (vs. Old Dominion, 9/7/13)
-------	-------------------------------

**GOINS' CAREER HIGHS RUSHING**

Yards	31 (vs. James Madison, 8/30/14)
-------	---------------------------------

**QB - PERRY HILLS - 11**

- Appeared against Iowa (10/18) for an injured C.J. Brown and threw for 86 yards and a touchdown, a 53-yard pass to Stefon Diggs.

**HILLS' CAREER STATS**

**PASSING**

YR.	G-GS	COM	ATT	INT	YDS	TD	LG	PCT
2012	7-7	97	169	7	1336	8	63	57.4
2014	3-0	5	10	0	86	1	53	50.0
<b>Totals</b>	<b>10-7</b>	<b>102</b>	<b>179</b>	<b>7</b>	<b>1422</b>	<b>9</b>	<b>63</b>	<b>57.0</b>

**HILLS' CAREER HIGHS PASSING**

Yards	305 (at West Virginia, 9/22/12)
Completions	20 (at West Virginia, 9/22/12)
Touchdowns	3 (at West Virginia, 9/22/12)

## WR - MARCUS LEAK - 82

- Caught five passes for 53 yards against James Madison (8/30).
- Caught touchdowns of 10 and 44 yards in a win over USF (9/6).
- Grabbed two balls for 20 yards against West Virginia (9/13).
- Nabbed four receptions, including a 25-yard touchdown, for 93 yards against Syracuse (9/20).
- Caught four passes for 42 yards against Ohio State (10/4).

### LEAK'S CAREER STATS

#### RECEIVING

YR.	G-GS	REC	YDS	AVG	TD	LP	AVG/G
2011	7-2	12	85	7.1	1	15	12.1
2012	7-7	23	393	17.1	2	47	56.1
2014	11-6	20	297	14.9	3	46	27.0
<b>Totals</b>	<b>25-15</b>	<b>55</b>	<b>775</b>	<b>14.1</b>	<b>6</b>	<b>47</b>	<b>31.0</b>

### LEAK'S CAREER HIGHS RECEIVING

Yards	94 (vs. NC State, 10/20/12)
Receptions	8 (at Florida State, 10/22/11)
Receiving Touchdowns	2 (at USF, 9/6/14)

## WR - DEON LONG - 6

- Caught two passes, including a 41-yard touchdown, against James Madison (8/30).
- Grabbed four balls for 42 yards against USF (9/6).
- Made four receptions for 39 yards against West Virginia (9/13).
- Caught one ball for 13 yards against Syracuse (9/20).
- Nabbed a career high 10 catches for 112 yards in a rout of Indiana (9/27). Also carried the ball once for nine yards.
- Caught six passes for 57 yards against Ohio State (10/4).
- Hauled in six passes for 59 yards at Wisconsin (10/25).
- Notched three catches for 61 yards against Michigan State (11/15).
- Caught a team-high four balls for 39 yards Michigan (11/22).

### LONG'S CAREER STATS

#### RECEIVING

YR.	G-GS	REC	YDS	AVG	TD	LP	AVG/G
2013	7-6	32	489	15.3	1	47	69.9
2014	11-11	42	489	11.6	1	50	44.5
<b>Totals</b>	<b>18-17</b>	<b>74</b>	<b>978</b>	<b>13.2</b>	<b>2</b>	<b>50</b>	<b>54.3</b>

### LONG'S CAREER HIGHS RECEIVING

Yards	110 (vs. FIU, 8/31/13)
Receptions	10 (at Indiana, 9/27/14)
Receiving Touchdowns	1 (twice: last vs. James Madison 8/30/14)

## RB - ALBERT REID - 5

- Carried the ball five times for 24 yards and a touchdown in a win over James Madison (8/30).
- Started and caught three passes for 22 yards against West Virginia (9/13).

### REID'S CAREER STATS

#### RECEIVING

YR.	G-GS	REC	YDS	AVG	TD	LP	AVG/G
2012	11-2	3	16	5.3	0	11	1.5
2013	13-1	6	62	10.3	1	27	4.8
2014	4-1	6	51	8.5	0	20	12.8
<b>Totals</b>	<b>28-4</b>	<b>15</b>	<b>129</b>	<b>8.6</b>	<b>1</b>	<b>27</b>	<b>4.6</b>

#### RUSHING

YR.	G-GS	ATT	GAIN	LOST	NET	AVG	TD	LP	AVG/G
2012	11-2	36	103	11	92	2.6	0	19	8.4
2013	13-1	70	320	26	294	4.2	2	38	22.6
2014	4-1	16	58	1	61	3.8	1	12	15.2
<b>Totals</b>	<b>28-4</b>	<b>122</b>	<b>481</b>	<b>38</b>	<b>447</b>	<b>3.7</b>	<b>3</b>	<b>38</b>	<b>16.0</b>

### REID'S CAREER HIGHS RUSING

Rushes	15 (vs. Clemson, 10/26/13)
Yards	70 (vs. Clemson, 10/26/13)
Touchdowns	1 (three times: last vs. James Madison 8/30/14)

## RB - BRANDON ROSS - 45

- Rushed 16 times for 86 yards and a touchdown against James Madison (8/30).
- Caught five balls for 50 yards, both career highs, against West Virginia (9/13).
- Scored his first career receiving TD on a 90-yard screen pass at Syracuse (9/20).
- Rushed six times for 61 yards and caught a 36-yard touchdown pass at Indiana (9/27).
- Had eight carries for 38 yards and a TD against Ohio State (10/4).
- Carried nine times for 35 yards against Iowa (10/18).

### ROSS'S CAREER STATS

#### RECEIVING

YR.	G-GS	REC	YDS	AVG	TD	LP	AVG/G
2012	6-5	3	-1	-0.3	0	5	-0.2
2013	12-12	18	173	9.6	0	77	14.4
2014	11-8	14	212	15.1	2	90	21.2
<b>Totals</b>	<b>29-25</b>	<b>35</b>	<b>384</b>	<b>11.0</b>	<b>2</b>	<b>90</b>	<b>13.7</b>

#### RUSHING

YR.	G-GS	ATT	GAIN	LOST	NET	AVG	TD	LP	AVG/G
2012	6-5	85	431	41	390	4.6	1	71	65.0
2013	12-12	166	865	89	776	4.7	4	36	64.7
2014	11-8	67	315	36	279	4.2	2	23	25.4
<b>Totals</b>	<b>29-25</b>	<b>318</b>	<b>1611</b>	<b>166</b>	<b>1445</b>	<b>4.5</b>	<b>7</b>	<b>71</b>	<b>49.8</b>

### ROSS' CAREER HIGHS RUSHING

Yards	149 (vs. Old Dominion, 9/7/13)
Rushes	21 (at North Carolina, 11/24/12)
Touchdowns	2 (vs. Virginia, 10/12/13)
All-Purpose Yards	103 (at Syracuse, 9/20/14)

### ROSS' CAREER HIGHS RECEIVING

Yards	97 (at Syracuse, 9/20/14)
Receptions	5 (vs. West Virginia, 9/13/14)
Receiving Touchdowns	1 (twice: last at Indiana, 9/27/14)

## QB - CALEB ROWE - 7

- Completed 7-of-11 passes for 75 yards and a touchdown against James Madison (8/30).
- Came off the bench for an injured C.J. Brown and completed two passes, including a 26-yard TD pass to Jacquille Veii, against West Virginia (9/13).
- Completed 13 passes for 173 yards, a touchdown and three interceptions against Ohio State (10/4).
- Out for the season with an injury.

### ROWE'S CAREER STATS

#### PASSING

YR.	G-GS	COM	ATT	INT	YDS	TD	LG	PCT
2012	2-1	25	44	3	290	2	66	56.8
2013	7-2	64	131	3	989	5	77	48.9
2014	4-0	34	54	4	489	5	60	63.0
<b>Totals</b>	<b>13-3</b>	<b>123</b>	<b>229</b>	<b>10</b>	<b>1768</b>	<b>12</b>	<b>77</b>	<b>53.7</b>

### ROWE'S CAREER HIGHS PASSING

Yards	332 (vs. Virginia, 10/12/13)
Completions	23 (at Boston College, 10/27/12)
Touchdowns	3 (vs. Clemson, 10/26/13)

**WR - JACUILLE VEII - 34**

- Caught his first career touchdown pass against West Virginia (9/13).
- Rushed for 42 yards and scampered in from four yards out for his first career rushing touchdown against Syracuse (9/20).
- Rushed once for 11 yards and caught a career high four passes for a career high 78 yards against Ohio State (10/4).
- Made his first career start against Penn State (11/1).
- Hauled in four balls for 45 yards against Michigan State (11/15).

**VEII'S CAREER STATS**

**RECEIVING**

YR.	G-GS	REC	YDS	AVG	TD	LP	AVG/G
2013	11-0	5	18	3.6	0	6	1.6
2014	11-2	13	198	15.2	1	60	18.0
<b>Totals</b>	<b>22-2</b>	<b>18</b>	<b>216</b>	<b>11.1</b>	<b>1</b>	<b>60</b>	<b>9.8</b>

**RUSHING**

YR.	G-GS	ATT	GAIN	LOST	NET	AVG	TD	LP	AVG/G
2013	11-0	39	171	25	146	3.7	0	26	13.3
2014	11-2	18	99	0	99	5.5	2	23	9.0
<b>Totals</b>	<b>22-2</b>	<b>57</b>	<b>268</b>	<b>25</b>	<b>245</b>	<b>4.3</b>	<b>2</b>	<b>26</b>	<b>11.1</b>

**VEII'S CAREER HIGHS RECEIVING**

Receptions	4 (two times: last vs. Michigan State, 11/15/14)
Yards	78 (vs. Ohio State, 10/4/14)

**VEII'S CAREER HIGHS RUSHING**

Rushes	10 (vs. Old Dominion, 9/7/13)
Yards	53 (vs. FIU, 8/31/13)

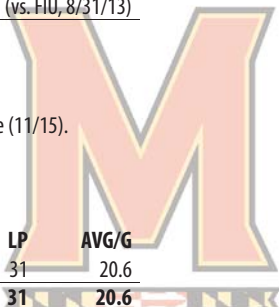
**WR - JUWANN WINFREE - 81**

- Caught his first career pass for a touchdown at Indiana (9/27).
- Notched career highs in catches (4) and yards (80) against Michigan State (11/15).
- Suspended for the remainder of the regular season.

**WINFREE'S CAREER STATS**

**RECEIVING**

YR.	G-GS	REC	YDS	AVG	TD	LP	AVG/G
2014	7-0	10	144	14.4	2	31	20.6
<b>Totals</b>	<b>7-0</b>	<b>10</b>	<b>144</b>	<b>14.4</b>	<b>2</b>	<b>31</b>	<b>20.6</b>



**WINFREE'S CAREER HIGHS RECEIVING**

Receptions	4 (vs Michigan State, 11/15/14)
Yards	80 (vs Michigan State, 11/15/14)
Touchdowns	1 (two times: last vs Michigan State, 11/15/14)

## DEFENSIVE PLAYER STATS WITH CAREER HIGHS

### DL - KEITH BOWERS - 91

- Notched six tackles and a TFL against West Virginia (9/13).
- Recorded three tackles and started his first game of the season against Syracuse (9/20).
- Totaled three tackles against Indiana (9/27).
- Made seven stops and notched 0.5 TFL against Ohio State (10/4).
- Notched a sack and four tackles against Penn State (11/1).
- Recorded four tackles and a TFL against Michigan (11/22).

#### BOWERS'S CAREER STATS

YR.	G-GS	UT	AT	TOT	TFL-YDS	PBU	FF	FR	INT	SACKS
2011	12-11	14	22	36	6.0-34	0	0	1	0-0	2.5-23
2012	9-0	5	6	11	2.0-10	1	0	0	0-0	1.0-6
2013	13-9	12	20	32	0.0-0	0	0	0	0-0	0.0-0
2014	11-8	23	14	37	4.5-10	0	0	0	0-0	1.5-0
<b>Totals</b>	<b>45-28</b>	<b>54</b>	<b>62</b>	<b>116</b>	<b>12.5-54</b>	<b>1</b>	<b>0</b>	<b>1</b>	<b>0-0</b>	<b>5.0-31</b>

#### BOWERS' CAREER HIGHS

Tackles	9 (twice: last vs. Virginia, 10/12/13)
TFL	2.0 (vs. Boston College, 10/29/11)
Sacks	1.0 (five times: last at Penn State, 11/1/14)

### DL - ROMAN BRAGLIO - 90

- Recorded his first sack of the season against Indiana (9/27).
- Notched a sack against Iowa (10/18).

#### BRAGLIO'S CAREER STATS

YR.	G-GS	UT	AT	TOT	TFL-YDS	PBU	FF	FR	INT	SACKS
2013	10-1	4	2	6	3.5-18	0	0	0	0-0	2.0-12
2014	11-1	6	3	9	2.5-14	0	0	1	0-0	2.5-14
<b>Totals</b>	<b>21-2</b>	<b>10</b>	<b>5</b>	<b>15</b>	<b>6.0-32</b>	<b>0</b>	<b>0</b>	<b>1</b>	<b>0-0</b>	<b>4.5-26</b>

#### BRAGLIO'S CAREER HIGHS

Tackles	2 (twice: last vs. West Virginia, 9/13/14)
TFL	1.0 (at Wake Forest, 10/19/13)
Sacks	1.0 (three times: last vs. Iowa, 10/18/14)

### LB - JALEN BROOKS - 43

- Made his season debut against Syracuse (9/20).
- Recorded three stops and 0.5 TFL and a pass break-up against Indiana (9/27).
- Notched a career-high seven tackles against Penn State (11/1/14).

#### BROOKS' CAREER STATS

YR.	G-GS	UT	AT	TOT	TFL-YDS	PBU	FF	FR	INT	SACKS
2013	0-0	0	0	0	0.0-0	0	0	0	0-0	0.0-0
2014	11-4	12	8	20	0.0-0	2	0	0	0-0	0.0-0
<b>Totals</b>	<b>11-4</b>	<b>12</b>	<b>8</b>	<b>20</b>	<b>0.0-0</b>	<b>2</b>	<b>0</b>	<b>0</b>	<b>0-0</b>	<b>0.0-0</b>

#### BROOKS' CAREER HIGHS

Tackles	7 (at Penn State, 11/1/14)
---------	----------------------------

### LB - JERMAINE CARTER - 23

- Made his season debut against Syracuse (9/20).
- Recorded three stops and 0.5 TFL and a pass break-up against Indiana (9/27).
- Recorded two tackles and a forced fumble against Penn State (11/1).

#### CARTER'S CAREER STATS

YR.	G-GS	UT	AT	TOT	TFL-YDS	PBU	FF	FR	INT	SACKS
2013	0-0	0	0	0	0.0-0	0	0	0	0-0	0.0-0
2014	11-0	17	7	24	0.0-0	0	2	0	0-0	0.0-0
<b>Totals</b>	<b>11-0</b>	<b>17</b>	<b>7</b>	<b>24</b>	<b>0.0-0</b>	<b>0</b>	<b>2</b>	<b>0</b>	<b>0-0</b>	<b>0.0-0</b>

#### CARTER'S CAREER HIGHS

Tackles	6 (vs. West Virginia, 9/13/14)
---------	--------------------------------

### LB - YANNIK CUDJOE-VIRGIL - 51

- Made his season debut against Syracuse (9/20).
- Recorded three stops and 0.5 TFL and a pass break-up against Indiana (9/27).
- Notched four tackles and recorded his first sack of the season against Ohio State (10/4).
- Recorded a sack and a pass breakup against Penn State (11/1).

#### CUDJOE-VIRGIL'S CAREER STATS

YR.	G-GS	UT	AT	TOT	TFL-YDS	PBU	FF	FR	INT	SACKS
2013	6-1	8	10	18	3.5-24	0	0	0	1-0	3.0-24
2014	8-2	12	7	19	2.5-16	4	0	0	0-0	2.0-15
<b>Totals</b>	<b>14-3</b>	<b>20</b>	<b>17</b>	<b>37</b>	<b>6.0-40</b>	<b>4</b>	<b>0</b>	<b>0</b>	<b>1-0</b>	<b>5.0-39</b>

#### CUDJOE-VIRGIL'S CAREER HIGHS

Tackles	7 (twice: last at UConn, 9/14/13)
TFL	3.0 (at UConn, 9/14/13)
Sacks	2.5 (at UConn, 9/14/13)

### DB - ZACH DANCEL - 22

- Totaled a career-best four stops against Michigan State (11/15).

#### DANCEL'S CAREER STATS

YR.	G-GS	UA	A	TOT	TFL-YDS	PBU	FF	FR	INT	SACKS
2013	12-0	4	7	11	0.0-0	0	0	0	0-0	0.0-0
2014	8-1	9	5	14	1.0-2	2	0	0	0-0	0.0-0
<b>Totals</b>	<b>20-0</b>	<b>13</b>	<b>12</b>	<b>25</b>	<b>1.0-2</b>	<b>2</b>	<b>0</b>	<b>0</b>	<b>0-0</b>	<b>0.0-0</b>

#### DANCEL'S CAREER HIGHS

Tackles	4 (vs. Michigan State, 11/15/14)
---------	----------------------------------

### DB - SEAN DAVIS - 21

- Had 10 total tackles in a victory over James Madison (8/30).
- Recorded six tackles against USF (9/6).
- Notched a career-high 13 tackles against West Virginia (9/13).
- Totaled nine tackles and a TFL against Syracuse (9/20).
- Racked up four stops against Indiana (9/27).
- Recorded 14 tackles, including a team-high seven solo stops, against Ohio State (10/4).
- Notched a career-high 17 tackles against Wisconsin (10/25).
- Recorded a team-high 11 tackles and notched a TFL and three pass breakups against Penn State (11/1).
- Had eight tackles and a pass break up against Michigan State (11/15).
- Notched six tackles against Michigan (11/22).

#### DAVIS'S CAREER STATS

YR.	G-GS	UA	A	TOT	TFL-YDS	PBU	FF	FR	INT	SACKS
2012	12-2	8	5	13	0.0-0	0	0	1	0-0	0.0-0
2013	13-13	62	40	102	1.5-7	3	0	1	2-23	0.5-3
2014	11-11	69	25	94	3.0-11	8	0	0	0-0	0.0-0
<b>Totals</b>	<b>36-26</b>	<b>139</b>	<b>70</b>	<b>209</b>	<b>4.5-18</b>	<b>11</b>	<b>0</b>	<b>2</b>	<b>2-23</b>	<b>0.5-3</b>

#### DAVIS'S CAREER HIGHS

Tackles	17 (at Wisconsin, 10/25/14)
Interceptions	1 (twice: last vs. Old Dominion, 9/7/13)
Pass Breakups	3 (at Penn State, 11/1/14)

**LB - COLE FARRAND - 47**

- Racked up five tackles and recorded a TFL against USF (9/6).
- Totaled nine tackles and recovered a fumble against West Virginia (9/13).
- Recorded a game-high 19 stops, including 11 solo stops, 1.5 TFL and a pass break-up at Indiana (9/27) to earn Big Ten Defensive Player of the Week.
- Notched a team-high 17 tackles and 1.0 TFL against Ohio State (10/4).
- Totaled a team-high 11 tackles and recorded two PBU against Iowa (10/18).
- Had six tackles against Penn State (11/1).
- Had a game-high 18 tackles against Michigan State (11/15).
- Recorded 10 tackles and a TFL against Michigan (11/22).

**FARRAND'S CAREER STATS**

YR.	G-GS	UA	A	TOT	TFL-YDS	PBU	FF	FR	INT	SACKS
2011	9-0	2	1	3	0.0-0	0	0	0	0-0	0.0-0
2012	12-11	47	31	78	6.0-12	3	3	1	0-0	0.0-0
2013	11-8	39	45	84	4.5-7	0	1	0	0-0	0.5-4
2014	11-9	56	45	101	5.0-11	7	0	1	0-0	0.0-0
<b>Totals</b>	<b>43-28</b>	<b>144</b>	<b>122</b>	<b>266</b>	<b>15.5-33</b>	<b>10</b>	<b>4</b>	<b>2</b>	<b>0-0</b>	<b>0.5-4</b>

**FARRAND'S CAREER HIGHS**

Tackles	23 (vs. Clemson, 10/26/13)
TFL	2.0 (vs. William & Mary, 9/1/12)
Sacks	0.5 (vs. Clemson, 10/26/13)
Pass Breakups	2 (twice: last vs. Michigan State, 11/15/14)

**LB - L.A. GOREE - 53**

- Notched a game-high 14 stops in a win over James Madison (8/30).
- Made six stops against USF (9/6).
- Totaled nine tackles at Indiana (9/27).
- Recorded 14 tackles and a TFL against Ohio State (10/4).
- Made eight stops against Iowa (10/18).
- Tallied six solo tackles against Michigan State (11/15).
- Notched seven tackles against Michigan (11/22).

**GOREE'S CAREER STATS**

YR.	G-GS	UA	A	TOT	TFL-YDS	PBU	FF	FR	INT	SACKS
2011	12-7	30	30	60	6.0-34	1	1	1	1-(-1)	3.5-28
2012	8-0	33	13	46	3.0-4	1	1	0	0-0	0.0-0
2013	12-3	39	37	76	4.5-6	1	1	0	0-0	1.0-2
2014	10-10	56	29	85	2.0-1	0	0	2	0-0	0.0-0
<b>Totals</b>	<b>42-20</b>	<b>158</b>	<b>109</b>	<b>267</b>	<b>15.5-45</b>	<b>3</b>	<b>3</b>	<b>3</b>	<b>1-(-1)</b>	<b>4.5-30</b>

**GOREE'S CAREER HIGHS**

Tackles	16 (vs. Virginia, 10/12/13)
TFL	2.0 (at Clemson, 11/10/12)
Sacks	1.0 (vs. Old Dominion, 9/7/13)

**DB - ALVIN HILL - 27**

- Nabbed his first career interception against USF (9/6).
- Notched five tackles and a PBU against West Virginia (9/13).
- Out for the season with an injury.

**HILL'S CAREER STATS**

YR.	G-GS	UA	A	TOT	TFL-YDS	PBU	FF	FR	INT	SACKS
2012	6-1	1	0	1	1.0-5	0	0	0	0-0	0.0-0
2013	12-2	14	10	24	0.0-0	2	0	0	0-0	0.0-0
2014	4-4	8	5	13	0.0-0	3	0	0	1-0	0.0-0
<b>Totals</b>	<b>22-7</b>	<b>23</b>	<b>15</b>	<b>38</b>	<b>1.0-5</b>	<b>5</b>	<b>0</b>	<b>0</b>	<b>1-0</b>	<b>0.0-0</b>

**HILL'S CAREER HIGHS**

Tackles	5 (twice: vs. West Virginia, 9/13/14)
Interceptions	1 (at USF, 9/6/14)

**DL - QUINTON JEFFERSON - 99**

- Recorded two tackles against James Madison (8/30).
- Totaled five tackles and a sack against West Virginia (9/13).
- Out for the season with an injury.

**JEFFERSON'S CAREER STATS**

YR.	G-GS	UA	A	TOT	TFL-YDS	PBU	FF	FR	INT	SACKS
2012	10-0	6	7	13	0.5-1	0	1	2	0-0	0.0-0
2013	13-13	19	28	47	7.5-32	0	1	0	0-0	3.0-18
2014	3-3	4	4	8	1.0-10	0	0	0	0-0	1.0-10
<b>Totals</b>	<b>26-16</b>	<b>29</b>	<b>39</b>	<b>68</b>	<b>9.0-43</b>	<b>0</b>	<b>2</b>	<b>2</b>	<b>0-0</b>	<b>4.0-28</b>

**JEFFERSON'S CAREER HIGHS**

Tackles	7 (vs. FIU, 8/31/13)
TFL	2.0 (at Virginia Tech, 11/16/13)
Sacks	2.0 (at Virginia Tech, 11/16/13)

**DB - JEREMIAH JOHNSON - 14**

- Recorded his first career interception against James Madison (8/30).
- Notched four tackles against West Virginia (9/13).
- Started his first game of the season and recorded two tackles and a PBU against Indiana (9/27).
- Notched five tackles against Ohio State (10/4).
- Totaled three tackles against Iowa (10/18).
- Recorded a career-high seven tackles and forced a fumble against Wisconsin (10/25).
- Nabbed four tackles, a TFL and a PBU against Michigan (11/22).

**JOHNSON'S CAREER STATS**

YR.	G-GS	UA	A	TOT	TFL-YDS	PBU	FF	FR	INT	SACKS
2011	9-0	4	1	5	0.0-0	0	0	0	0-0	0.0-0
2012	12-12	32	11	43	5.0-30	8	1	0	0-0	1.5-12
2013	2-2	1	1	2	1.0-3	0	0	0	0-0	0.0-0
2014	11-5	25	7	32	1.0-1	4	1	0	1-0	0.0-0
<b>Totals</b>	<b>34-19</b>	<b>62</b>	<b>20</b>	<b>82</b>	<b>7.0-34</b>	<b>12</b>	<b>2</b>	<b>0</b>	<b>1-0</b>	<b>1.5-12</b>

**JOHNSON'S CAREER HIGHS**

Tackles	7 (last vs. NC State, 10/20/12)
Interceptions	1 (vs. James Madison, 8/30/14)
Sacks	1.5 (vs. William & Mary, 9/1/12)

**DL - DARIUS KILGO - 97**

- Recorded five tackles against James Madison (8/30).
- Notched four tackles, one sack and recovered a fumble against West Virginia (9/13).
- Totaled three tackles, nabbed 0.5 TFL and recovered a fumble against Syracuse (9/20).
- Recorded 2.0 TFL against Indiana (9/27).
- Made five tackles and recorded a TFL against Ohio State (10/4).
- Was all over the field against Iowa (10/18), recording six tackles, recovering a fumble and notching a sack.
- Notched four tackles and a TFL against Penn State (11/1).
- Recorded a TFL and PBU against Michigan (11/22).

**KILGO'S CAREER STATS**

YR.	G-GS	UA	A	TOT	TFL-YDS	PBU	FF	FR	INT	SACKS
2011	5-0	4	1	5	0.0-0	0	0	0	0-0	0.0-0
2012	12-11	23	17	40	5.0-19	1	1	1	0-0	1.5-11
2013	13-12	16	21	37	6.5-22	1	0	1	0-0	2.0-13
2014	11-11	27	12	39	8.0-31	1	0	3	0-0	2.0-16
<b>Totals</b>	<b>41-34</b>	<b>70</b>	<b>51</b>	<b>121</b>	<b>19.5-72</b>	<b>3</b>	<b>1</b>	<b>5</b>	<b>0-0</b>	<b>5.5-40</b>

**KILGO'S CAREER HIGHS**

Tackles	8 (at UConn, 9/14/13)
Sacks	1.0 (four times: last vs. West Virginia, 9/13/14)

**DB - WILLIAM LIKELY - 4**

- Notched four tackles and his first career sack against James Madison (8/30).
- Totaled six tackles in a win over USF (9/6).
- Was all over the field against West Virginia (9/13), recording eight tackles, an interception and a forced fumble.
- Also returned a punt 69 yards for a touchdown against the Mountaineers.
- Had a standout performance against Syracuse (9/20), taking an interception back 88 yards for a touchdown and totaling a team high eight tackles and one TFL.
- Was named Big Ten Defensive Player of the Week and Jim Thorpe Defensive Back of the Week for his performance against the Orange.
- Notched five stops, his third interception of the season and two PBUs against Indiana.
- Totaled 10 tackles against Ohio State (10/4).
- Took an interception back 45 yards for a touchdown and notched four tackles against Iowa (10/18).
- Made four solo stops and had an interception against Penn State (11/1).
- Had three tackles and a pass breakup, along with a school-record 228 kick return yards against Michigan State (11/15).
- Notched six tackles and his sixth interception of the season against Michigan (11/22).

**LIKELY'S CAREER STATS**

**DEFENSE**

YR.	G-GS	UA	A	TOT	TFL-YDS	PBU	FF	FR	INT	SACKS
2013	13-11	51	19	70	4.5-11	6	0	0	1-0	0.0-0
2014	11-11	53	11	64	4.0-26	8	1	0	6-170	1.0-15
<b>Totals</b>	<b>24-22</b>	<b>104</b>	<b>30</b>	<b>134</b>	<b>8.5-37</b>	<b>14</b>	<b>1</b>	<b>0</b>	<b>7-170</b>	<b>1.0-15</b>

**RETURNS**

YR.	G-GS	KOR	YDS	AVG	TD	PR	YDS	AVG	TD
2013	13-11	28	729	26.0	0	16	205	12.8	1
2014	11-11	8	259	32.4	0	18	215	11.9	1
<b>Totals</b>	<b>24-24</b>	<b>36</b>	<b>988</b>	<b>27.4</b>	<b>0</b>	<b>34</b>	<b>420</b>	<b>12.4</b>	<b>2</b>

**LIKELY'S CAREER HIGHS DEFENSE**

Tackles	11 (at NC State, 11/30/13)
Interceptions	1 (seven times: last at Michigan, 11/22/14)
Pass Breakups	2 (at Indiana, 9/27/14)
Sacks	1.0 (vs. James Madison 8/30/14)
TFL	1.0 (fives times: last at USF 8/30/14)

**LIKELY'S CAREER HIGHS RETURNING**

Punt Return Yards	106 (at Virginia Tech, 11/16/13)
Long Punt Return	69 (vs. West Virginia, 9/13/14)
Kickoff Return Yards	228 (vs. Michigan State, 11/15/14)
Long Kickoff Return	52 (vs. Michigan State, 11/15/14)
All-purpose Yards	228 (vs. Michigan State, 11/15/14)

**DL - ANDRE MONROE - 93**

- Recorded five total tackles against James Madison (8/30).
- Notched a team-high eight tackles, a sack and 1.5 TFL against USF (9/6).
- Recorded nine tackles and a sack against West Virginia (9/13).
- Totaled three tackles, recorded a sack and forced a fumble against Syracuse (9/20).
- Notched 2.0 sacks to go along with his five tackles against Ohio State (10/4).
- Recorded six tackles, 1.0 TFL and a half sack against Iowa (10/18).
- Made a sack against Wisconsin (10/25).
- Notched six tackles and a sack against Penn State (11/1).
- Had two stops including a sack against Michigan State (11/15).
- Nabbed a sack against Michigan (11/22) to tie the career Maryland record (24).

**MONROE'S CAREER STATS**

YR.	G-GS	UA	A	TOT	TFL-YDS	PBU	FF	FR	INT	SACKS
2011	9-4	7	11	18	7.5-40	0	0	0	0-0	5.0-36
2013	13-4	25	17	42	17.0-80	1	2	0	0-0	9.5-58
2014	11-11	34	21	55	12.0-82	0	1	0	0-0	9.5-71
<b>Totals</b>	<b>33-19</b>	<b>66</b>	<b>49</b>	<b>115</b>	<b>36.5-202</b>	<b>1</b>	<b>3</b>	<b>0</b>	<b>0-0</b>	<b>24.0-165</b>

**MONROE'S CAREER HIGHS**

Tackles	10 (vs. Marshall, 12/27/13)
Sacks	3.0 (at Virginia Tech, 11/16/13)
TFL	3.5 (at Virginia Tech, 11/16/13)

**LB - YANNICK NGAKOUE - 7**

- Totaled a career-high five tackles against James Madison (8/30).
- Nabbed a sack and 3.0 TFL against USF (9/6).
- Made the most of his four stops against West Virginia (9/13), recording 3.0 TFL.
- Notched a sack against Indiana (9/27).
- Recorded a sack against Ohio State (10/4).
- Notched a career high seven tackles, forced a fumble and recorded a sack against Iowa (10/18).
- Recorded a TFL and half sack against Wisconsin (10/25).
- Made three tackles, had two TFL and made a sack against Penn State (11/1).

**NGAKOUE'S CAREER STATS**

YR.	G-GS	UA	A	TOT	TFL-YDS	PBU	FF	FR	INT	SACKS
2013	13-0	6	4	10	4.5-12	0	1	0	1-3	2.0-8
2014	11-10	22	11	33	13.0-79	2	1	0	0-0	5.5-44
<b>Totals</b>	<b>24-10</b>	<b>28</b>	<b>15</b>	<b>43</b>	<b>17.5-91</b>	<b>2</b>	<b>2</b>	<b>0</b>	<b>1-3</b>	<b>7.5-52</b>

**NGAKOUE'S CAREER HIGHS**

Tackles	7 (last vs. Iowa, 10/18/14)
TFL	3.0 (three times: last vs. West Virginia, 9/13/14)
Sacks	1.0 (twice: last at USF, 9/6/14)

**DB - ANTHONY NIXON - 20**

- Nabbed an interception against James Madison (8/30).
- Notched eight tackles against West Virginia (9/13).
- Racked up five tackles and a PBU against Indiana (9/27).
- Notched five tackles and recovered a fumble against Iowa (10/18).
- Had four tackles and a career-best two pass breakups against Michigan State (11/15).
- Notched seven tackles and a half sack against Michigan (11/22).

**NIXON'S CAREER STATS**

YR.	G-GS	UA	A	TOT	TFL-YDS	PBU	FF	FR	INT	SACKS
2012	12-5	26	15	41	0.0-0	3	0	2	1-21	0.0-0
2013	11-11	38	22	60	3.0-8	0	0	0	0-0	1.0-5
2014	11-11	26	22	48	0.5-6	3	0	1	1-2	0.5-6
<b>Totals</b>	<b>34-27</b>	<b>90</b>	<b>59</b>	<b>149</b>	<b>3.5-14</b>	<b>6</b>	<b>0</b>	<b>3</b>	<b>2-23</b>	<b>1.5-11</b>

**NIXON'S CAREER HIGHS**

Tackles	12 (vs. Virginia, 10/12/13)
Sacks	1.0 (at NC State, 11/30/13)
Interceptions	1 (vs. Virginia, 10/12/13)
Pass Breakups	2 (vs. Michigan State, 11/15/14)

**LB - MATT ROBINSON - 40**

- Totaled six tackles against James Madison (8/30).
- Had a season-high nine tackles against Michigan State (11/15).

**ROBINSON'S CAREER STATS**

YR.	G-GS	UA	A	TOT	TFL-YDS	PBU	FF	FR	INT	SACKS
2010	13-1	18	11	29	0.0-0	0	2	0	0.0	0.0-0
2011	3-3	24	12	36	2.0-4	2	0	0	0-0	0.0-0
2012	5-5	21	5	26	1.0-6	1	1	0	1-19	0.0-0
2013	11-10	43	30	73	10.0-30	4	1	2	0-0	0.5-3
2014	6-6	18	11	29	1.5-2	5	0	0	0-0	0.0-0
<b>Totals</b>	<b>38-25</b>	<b>124</b>	<b>69</b>	<b>193</b>	<b>14.5-42</b>	<b>12</b>	<b>4</b>	<b>2</b>	<b>1-19</b>	<b>0.5-3</b>

**ROBINSON'S CAREER HIGHS**

Tackles	17 (at NC State, 11/30/13)
TFL	3.5 (at NC State, 11/30/13)
PBU	3 (vs. Iowa, 10/18/14)

**LB - ALEX TWINE - 35**

- Made seven stops and forced a fumble against James Madison (8/30).
- Nabbed four tackles against USF (9/6).
- Notched nine tackles and a TFL against West Virginia (9/13).
- Recorded four tackles against Syracuse (9/20).

**TWINE'S CAREER STATS**

YR.	G-GS	UA	A	TOT	TFL-YDS	PBU	FF	FR	INT	SACKS
2011	11-4	23	21	44	4.5-23	3	0	1	0-0	1.0-9
2012	12-5	12	6	18	2.0-6	1	0	0	0-0	0.0-0
2013	11-3	26	23	49	2.5-9	1	1	1	0-0	0.0-0
2014	9-3	23	8	31	1.0-1	2	1	1	0-0	0.0-0
<b>Totals</b>	<b>43-15</b>	<b>84</b>	<b>58</b>	<b>142</b>	<b>10.0-39</b>	<b>7</b>	<b>2</b>	<b>3</b>	<b>0-0</b>	<b>1.0-9</b>

**TWINE'S CAREER HIGHS**

Tackles	12 (vs. Notre Dame, 11/12/11)
TFL	3.0 (vs. Notre Dame, 11/12/11)
Sacks	1.0 (vs. Notre Dame, 11/12/11)

**SPECIAL TEAMS**

**K - BRAD CRADDOCK - 15**

- Knocked in a 49-yard field goal against James Madison (8/30).
- Hit a 23-yard field goal against USF (9/6).
- Connected on field goals from 30, 41 and 46 yards against West Virginia (9/13).
- Hit field goals from 31 and 44 yards against Syracuse (9/20).
- Booted two field goals from 48 yards and one from 30 yards against Indiana (9/27).  
Named Lou Groza Top Star for his performance against the Hoosiers.
- Set a school record with a 57-yard field goal against Ohio State (10/4).
- Hit a 41-yarder against Iowa (10/18).
- Booted a game winning 43-yard field goal with 51 second left to defeat Penn State (11/1).  
Also booted a 25 yarder.
- Hit three field goals (38, 41, 21) against Michigan (11/22) to earn Big Ten Co-Special Teams Player of the Week.

**CRADDOCK'S CAREER STATS**

YR.	G-GS	FGM-FGA	LG	PATS	TB	PTS
2012	12-12	10-16	52	23-25	5	53
2013	13-13	21-25	50	37-38	12	100
2014	11-11	17-17	57	36-36	27	87
<b>Totals</b>	<b>36-36</b>	<b>48-58</b>	<b>57</b>	<b>96-99</b>	<b>44</b>	<b>240</b>

**CRADDOCK'S CAREER HIGHS**

Field Goals	3 (six times: last at Michigan, 11/21/14)
Long Field Goal	57 (vs. Ohio State, 10/4/14)
Points Scored	13 (twice: last vs. West Virginia, 9/21/13)
PATS	7 (vs. James Madison, 8/30/14)

**P - NATHAN RENFRO - 18**

- Averaged 47.0 yard per punt and hit a career-long 64 yarder against USF (9/6).
- Booted seven punts with an average of 47.9 yards and tied his career high with a 64 yarder against West Virginia (9/13).
- Averaged 44.7 yards per punt and hit three inside the 20 against Syracuse (9/20).

**RENFRO'S CAREER STATS**

YR.	G-GS	Punts	YDS	AVG	TB	FC	+50	I20	BLK	LP
2012	12-12	75	2974	39.7	5	17	6	15	0	60
2013	13-13	75	3063	40.8	9	20	10	18	1	64
2014	11-11	75	3077	41.0	8	21	11	20	1	64
<b>Totals</b>	<b>36-36</b>	<b>225</b>	<b>9114</b>	<b>40.5</b>	<b>22</b>	<b>58</b>	<b>27</b>	<b>53</b>	<b>2</b>	<b>64</b>

**RENFRO'S CAREER HIGHS**

Most Punts	11 (at Florida State, 10/5/13)
Punting Average	53.0 yards on four punts (vs. William & Mary, 9/1/12)
Longest Punt	64 yards (three times: last vs. West Virginia, 9/13/14)

NUMERICAL ROSTER

No.	Name	Pos.	Ht.	Wt.	Cl.	Exp.	Hometown (High School/Last School)
1	Stefon Diggs	WR	6-0	190	Jr.	2V	Gaithersburg, Md. (Good Counsel HS)
2 (d)	Shane Cockerille	QB	6-2	215	Fr.	RS	Baltimore, Md. (Gilman School)
2 (d)	Milan Collins	DB	6-1	207	Fr.	RS	LaPlata, Md. (Bishop McNamara HS)
3 (d)	Milan Barry-Pollock	DB	5-11	195	So.	SQ	Baltimore, Md. (Eastern Technical HS)
3 (d)	Adam Greene	PK	5-11	195	Fr.	RS	Arnold, Md. (Broadneck HS)
4 (d)	Wes Brown	RB	6-0	210	So.	1V	Baltimore, Md. (Good Counsel HS)
4 (d)	William Likely	DB	5-7	175	So.	1V	Belle Glade, Fla. (Glades Central HS)
5	Albert Reid	RB	5-9	207	Jr.	2V	Washington, D.C. (Friendship Collegiate Academy)
6 (d)	Deon Long	WR	6-0	185	Sr.	1V	Washington, D.C. (Dunbar HS/Iowa Western)
6 (d)	Zac Morton	RB	5-10	175	Fr.	HS	Bethesda, Md. (Whitman HS)
7 (d)	Yannick Ngakoue	LB	6-2	250	So.	1V	Bowie, Md. (Friendship Collegiate)
7 (d)	Caleb Rowe	QB	6-3	215	Jr.	2V	Landrum, S.C. (Blue Ridge HS)
8	Levern Jacobs	WR	5-11	180	Jr.	2V	Temple Hills, Md. (Suitland HS/Milford Academy)
9	Tyler Burke	LB	6-3	240	Fr.	HS	Coatesville, Pa. (Coatesville HS)
10	Will Ulmer	WR	6-0	190	Fr.	HS	Laurel, Md. (St. John's College HS)
11 (d)	Denzel Conyers	DB	6-3	210	Jr.	TR	St. Petersburg, Fla. (Boca Ciega HS/Butte College)
11 (d)	Perry Hills	QB	6-2	215	So.	RS	Pittsburgh, Pa. (Central Catholic HS)
12	Taivon Jacobs	WR	5-9	160	Fr.	RS	Camp Spring, Md. (Suitland HS)
13	DeAndre Lane	WR	5-7	175	So.	SQ	Catonsville, Md. (Catonsville Senior HS)
14	Jeremiah Johnson	DB	5-11	193	Sr.	2V	Forestville, Md. (Suitland HS)
15	Brad Craddock	PK/P	6-0	185	Jr.	2V	Adelaide, Australia (Tabor Christian College)
16	C.J. Brown	QB	6-3	218	Gr.	2V	Cranberry Twp., Pa. (Seneca Valley HS)
17	Josh Woods	DB	6-1	190	Fr.	HS	Baltimore, Md. (McDonogh School)
18	Nathan Renfro	P/PK	6-1	205	Jr.	2V	Brentwood, Tenn. (Brentwood Academy)
19	A.J. Hendy	DB	6-0	200	Sr.	3V	Bowie, Md. (Bowie HS)
20	Anthony Nixon	DB	6-1	200	Jr.	2V	Pittsburgh, Pa. (Central Catholic HS)
21	Sean Davis	DB	6-1	200	Jr.	2V	Washington, D.C. (Maret School)
22	Zach Dancel	DB	6-0	205	Jr.	1V	Ellicott City, Md. (Good Counsel HS/New Mexico)
23	Jermaine Carter, Jr.	LB	6-0	240	Fr.	RS	Fort Washington, Md. (Friendship Collegiate)
24 (d)	Daniel Ezeagwu	DB	6-0	205	Fr.	HS	Stafford, Va. (Colonial Forge HS)
24 (d)	J.T. Ventura	DB	6-1	200	Fr.	RS	Hollidaysburg, Pa. (Hollidaysburg Area HS)
25	Antwaine Carter	DB	6-1	180	Fr.	HS	Waldorf, Md. (Westlake HS)
26	Undray Clark	DB	5-9	195	Jr.	SQ	Miami, Fla. (Felix Varela HS)
27	Alvin Hill	DB	5-11	195	Jr.	1V	Locust Grove, Ga. (Luella HS)
29 (d)	Joe Riddle	RB	6-0	210	So.	1V	Frederick, Md. (Linganore HS)
29 (d)	Michael Tart	PK/P	6-2	200	Sr.	1V	Charlotte, N.C. (Mallard Creek HS)
30	Kenneth Goins, Jr.	RB	5-9	233	So.	1V	Baltimore, Md. (Gilman School)
31	Nnamdi Egbuaba	LB	6-0	216	Fr.	HS	Baltimore, Md. (St. Frances Academy)
32	Jarrett Ross	DB	5-9	205	So.	1V	Newark, Del. (Charter School of Wilmington)
33 (d)	Andrew Stefanelli	RB	5-10	230	So.	SQ	Rockville, Md. (Good Counsel HS/Temple)
33 (d)	Michael Washington	DB	5-9	180	Sr.	SQ	Capitol Heights, Md. (DeMatha Catholic HS)
34	Jacquille Veii	WR	5-9	187	So.	1V	Gaithersburg, Md. (The Avalon School)
35	Alex Twine	LB	6-0	235	Sr.	3V	Gaithersburg, Md. (Quince Orchard HS)
36	Elvis Dennah	DB	6-2	210	Fr.	RS	Lanham, Md. (Annapolis Area Christian School)
37	Avery Thompson	LB	6-2	230	Jr.	2V	Chesapeake, Va. (Grassfield HS)
38 (d)	Rashid Conteh	DB	5-11	185	Sr.	1V	Alexandria, Va. (Williams HS/Oklahoma State)
38 (d)	Lee Shrader	P	6-1	180	Fr.	HS	Newport News, Va. (Warwick HS)
39	Cavon Walker	LB	6-2	240	So.	1V	Washington, D.C. (Friendship Collegiate)
40	Matt Robinson	LB	6-3	245	Sr.	3V	Columbia, Md. (Atholton HS)
41	Jesse Aniebonam	LB	6-3	240	Fr.	HS	Silver Spring, Md. (Good Counsel HS)
42 (d)	Brock Dean	LB	6-0	225	So.	SQ	Harrisburg, Pa. (Bishop McDevitt HS)
42 (d)	Tehuti Miles	RB	5-10	205	So.	SQ	Hammonton, N.J. (Hammonton HS)
43	Jalen Brooks	LB	6-1	230	Fr.	RS	Suwanee, Ga. (Gwinnett HS)
44	Andrew Isaacs	TE	6-2	245	So.	1V	Manchester, Conn. (Manchester HS)
45	Brandon Ross	RB	5-10	210	Jr.	1V	Newark, Del. (Charter School of Wilmington)
46	Abner Logan	LB	6-1	240	So.	1V	Cambridge, Mass. (Dexter School)
47	Cole Farrand	LB	6-3	245	Sr.	3V	Green Pond, N.J. (Pope John XXIII HS)
48	Derrick Hayward	TE	6-5	235	Fr.	RS	Salisbury, Md. (Wicomico HS)
49 (d)	Tyler Cierski	RB	5-11	280	Sr.	2V	Dacula, Ga. (Mill Creek HS)
49 (d)	Ruben Franco	DL	6-5	260	So.	RS	Montgomery, Texas (Montgomery HS)
50	Evan Mulrooney	OL	6-4	295	Jr.	2V	Wilmington, Del. (Salesianum HS)
51	Yannik Cudjoe-Virgil	LB	6-2	250	Sr.	1V	Baltimore, Md. (Towson HS/Seton Hill University)
52	Malik Jones	DL	6-4	265	Fr.	RS	Baltimore, Md. (Paul L. Dunbar HS)

ALPHABETICAL ROSTER

No.	Name	Pos.
80	Adams, Daniel	WR
56 (d)	Adams, Nate	LS
73	Agarwa, Banks	OL
68	Altamirano, Silvano	OL
41	Aniebonam, Jesse	LB
3 (d)	Barry-Pollock, Milan	DB
91	Bowers, Keith	DL
90	Braglio, Roman	DL
43	Brooks, Jalen	LB
16	Brown, C.J.	QB
4 (d)	Brown, Wes	RB
9	Burke, Tyler	LB
92	Burkett, Chandler	LB
59	Carpenter, Christian	LS
25	Carter, Antwaine	DB
23	Carter, Jr., Jermaine	LB
70	Christie, Sean	OL
49 (d)	Cierski, Tyler	RB
26	Clark, Undray	DB
2 (d)	Cockerille, Shane	QB
2 (d)	Collins, Milan	DB
65	Conaboy, Sal	OL
38 (d)	Conteh, Rashid	DB
11 (d)	Conyers, Denzel	DB
15	Craddock, Brad	PK/P
51	Cudjoe-Virgil, Yannik	LB
83	Culmer, Malcolm	WR
22	Dancel, Zach	DB
21	Davis, Sean	DB
42 (d)	Dean, Brock	LB
36	Dennah, Elvis	DB
1	Diggs, Stefon	WR
55	Doyle, Ryan	OL
54	Dulaney, JaJuan	OL
76	Dunn, Michael	OL
31	Egbuaba, Nnamdi	LB
84	Etta-Tawo, Amba	WR
24 (d)	Ezeagwu, Daniel	DB
47	Farrand, Cole	LB
49 (d)	Franco, Ruben	DL
88	Gallo, P.J.	TE
56 (d)	Gillespie, Matt	LB
30	Goins, Jr., Kenneth	RB
53	Goree, L.A.	LB
86	Gray, Andrew	TE
75	Gray, Derwin	OL
3 (d)	Greene, Adam	PK
60	Grommer, Stephen	OL
48	Hayward, Derrick	TE
19	Hendy, A.J.	DB
27	Hill, Alvin	DB
11 (d)	Hills, Perry	QB
44	Isaacs, Andrew	TE
8	Jacobs, Levern	WR
12	Jacobs, Taivon	WR
99	Jefferson, Quinton	DL
14	Johnson, Jeremiah	DB
52	Jones, Malik	DL
97	Kilgo, Darius	DL
96	Kulka, Brett	DL
13	Lane, DeAndre	WR
82	Leak, Marcus	WR
4 (d)	Likely, William	DB

# 2014 MARYLAND FOOTBALL

No.	Name	Pos.	No.	Name	Pos.	Ht.	Wt.	Cl.	Exp.	Hometown (High School/Last School)
46	Logan, Abner	LB	53	L.A. Goree	LB	6-2	245	Sr.	3V	Bowie, Md. (C.H. Flowers HS/Fork Union Military Academy)
6 (d)	Long, Deon	WR	54	Jajuan Dulaney	OL	6-2	295	Fr.	RS	Powder Springs, Ga. (McEachern HS)
69	Marchese, Joe	OL	55	Ryan Doyle	OL	6-4	300	Jr.	1V	Wake Forest, N.C. (Wake Forest-Rolesville HS)
87	McMahon, Brian	TE	56 (d)	Nate Adams	LS	6-2	220	Fr.	HS	Phoenix, Ariz. (Greenway HS)
42 (d)	Miles, Tehuti	RB	56 (d)	Matt Gillespie	LB	6-1	240	Fr.	HS	Towson, Md. (Loyola Blakefield)
63	Minter, Mike	OL	57	Kingsley Opara	DL	6-3	290	Fr.	RS	Jacksonville, Fla. (Mandarin HS)
93	Monroe, Andre	DL	58	Damian Prince	OL	6-3	320	Fr.	HS	Washington, D.C. (Bishop McNamara HS)
64	Moore, Brendan	OL	59	Christian Carpenter	LS	5-11	220	So.	1V	Brentwood, Tenn. (Brentwood Academy)
6 (d)	Morton, Zac	RB	60	Stephen Grommer	OL	6-4	295	Jr.	SQ	Spartanburg, S.C. (Spartanburg HS)
50	Mulrooney, Evan	OL	61	Jake Wheeler	OL	6-7	310	Sr.	2V	Hollywood, Fla. (American Heritage HS)
98	Murphy, Clarence	LB	63	Mike Minter	OL	6-3	300	Fr.	RS	Severna Park, Md. (Severna Park HS)
77	Myers, Spencer	DL	64	Brendan Moore	OL	6-3	280	Fr.	HS	Austin, Texas (Westwood HS)
7 (d)	Ngakoue, Yannick	LB	65	Sal Conaboy	OL	6-3	295	Sr.	3V	Clarks Summit, Pa. (Abington Heights HS)
20	Nixon, Anthony	DB	66	Andrew Zeller	OL	6-4	300	Jr.	2V	Red Lion, Pa. (Red Lion Senior HS)
57	Opara, Kingsley	DL	67	David Shaw	DL	6-4	290	Fr.	HS	Spring Grove, Pa. (Spring Grove HS)
58	Prince, Damian	OL	68	Silvano Altamirano	OL	6-2	290	Sr.	SQ	San Diego, Calif. (Mt. Carmel HS/San Diego Mesa College)
5	Reid, Albert	RB	69	Joe Marchese	OL	6-3	275	Fr.	RS	Vernon Hills, Ill. (Adlai E. Stevenson HS)
18	Renfro, Nathan	P/PK	70	Sean Christie	OL	6-4	310	Fr.	HS	Medford, N.Y. (Patchogue-Medford HS)
29 (d)	Riddle, Joe	RB	71	Michael Schmitt	OL	6-3	245	Sr.	SQ	Bel Air, Md. (Bel Air HS)
40	Robinson, Matt	LB	73	Banks Agarwa	OL	6-5	235	Fr.	HS	Greenbelt, Md. (Eleanor Roosevelt HS)
89	Roca, Eric	TE	75	Derwin Gray	OL	6-5	300	Fr.	HS	Washington, D.C. (Friendship Collegiate/Fork Union Military Academy)
45	Ross, Brandon	RB	76	Michael Dunn	OL	6-5	300	So.	1V	Bethesda, Md. (Whitman HS)
32	Ross, Jarrett	DB	77	Spencer Myers	DL	6-4	275	Sr.	SQ	Selinsgrove, Pa. (Selinsgrove HS)
7 (d)	Rowe, Caleb	QB	78	Ty Tucker	DL	6-2	260	So.	SQ	Walkersville, Md. (Walkersville HS)
71	Schmit, Michael	OL	79	Maurice Shelton	OL	6-3	290	So.	SQ	Greenbelt, Md. (Eleanor Roosevelt HS)
67	Shaw, David	DL	80	Daniel Adams	WR	6-2	210	Jr.	SQ	Washington, D.C. (Northwestern HS/New Mexico)
79	Shelton, Maurice	OL	81	Juwann Winfree	WR	6-2	195	Fr.	HS	Englewood, N.J. (Dwight Morrow HS)
38 (d)	Shrader, Lee	P	82	Marcus Leak	WR	6-0	210	Jr.	1V	Charlotte, N.C. (Parkwood HS)
33 (d)	Stefanelli, Andrew	RB	83	Malcolm Culmer	WR	5-11	185	So.	1V	Willingboro, N.J. (Willingboro HS)
29 (d)	Tart, Michael	PK/P	84	Amba Etta-Tawo	WR	6-1	200	So.	1V	Powder Springs, Ga. (McEachern HS)
37	Thompson, Avery	LB	86	Andrew Gray	TE	6-2	235	Fr.	HS	Chardon, Ohio (Chardon HS)
78	Tucker, Ty	DL	87	Brian McMahon	TE	6-3	240	So.	SQ	Columbia, Md. (Atholton HS)
35	Twine, Alex	LB	88	P.J. Gallo	TE	6-2	250	So.	1V	Holland, Pa. (Council Rock HS South)
95	Ukandu, Azubuike	DL	89	Eric Roca	TE	6-2	240	Fr.	RS	San Juan, Puerto Rico (St. John's School)
10	Ulmer, Will	WR	90	Roman Braglio	DL	6-2	265	So.	1V	Owings Mills, Md. (McDonogh HS)
34	Veii, Jacquille	WR	91	Keith Bowers	DL	6-1	285	Sr.	3V	West Palm Beach, Fla. (T. Dwyer HS)
24 (d)	Ventura, J.T.	DB	92	Chandler Burkett	LB	6-3	240	Fr.	RS	Panama City, Fla. (Bozeman HS)
39	Walker, Cavon	LB	93	Andre Monroe	DL	5-11	282	Sr.	2V	Upper Marlboro, Md. (St. John's College HS)
33 (d)	Washington, Michael	DB	95	Azubuike Ukandu	DL	6-0	300	So.	SQ	Towson, Md. (Towson HS)
61	Wheeler, Jake	OL	96	Brett Kulka	DL	6-4	240	Fr.	HS	Edinboro, Pa. (General McLane HS)
81	Winfree, Juwann	WR	97	Darius Kilgo	DL	6-3	310	Sr.	2V	Charlotte, N.C. (Weddington HS)
17	Woods, Josh	DB	98	Clarence Murphy	LB	6-2	250	Sr.	SQ	Hollywood, Fla. (Hollywood Hills HS)
66	Zeller, Andrew	OL	99	Quinton Jefferson	DL	6-3	285	Jr.	2V	Pittsburgh, Pa. (Woodland Hills HS)

**Key:** (d) indicates duplicate number; RS indicates redshirted in 2013; SQ indicates has been eligible to play at least one season, but has not earned a letter; HS indicates high school; TR indicates transfer

## Pronunciation Guide

Player	Pronunciation	Player	Pronunciation	Coach	Pronunciation
Silvano Altamirano	all-TA-muh-rah-no	Daniel Ezeagwu	EZZ-a-gow-wu	Greg Studrawa	STU-draw-uh
Jesse Aniebonam	ANN-e-bon-um	Cole Farrand	FAIR-an		
Antwaine Carter	Antoine	L.A. Goree	GORE-ee		
Tyler Cierski	SEAR-ski	Yannick Ngakoue	IN-gah-kway		
Udray Clark	UN-dray	Kingsley Opara	O-par-ah		
Rashid Conteh	con-TEE	Azubuike Ukandu	oz-ah-BOO-key u-CAN-do		
Nnamdi Egbuaba	e-GUA-ba	Jacquille Veii	ja-KEEL VAY		
Amba Etta-Tawo	AUM-buh eh-TA TAH-wa	Cavon Walker	SAY-von		



# RANDY EDSALL

**Head Coach**

**Syracuse '80 • Fourth Year at Maryland**

Randy Edsall enters his fourth season as head football coach at the University of Maryland, leading a program that continues to make great strides both on and off the field.

Edsall was named the 34th coach in Maryland football history in January 2011. Since taking over, Edsall and his staff have placed a strong emphasis on recruiting the local Maryland/Washington, D.C. market, which is heavily recruited by schools across the nation and is considered a football hotbed. The result of this focus was the signing of 63 athletes, 33 from the area, since 2012. Edsall and his staff have recruited classes ranked in the top 35 nationally by Rivals.com in two of the last three years, including the 31st overall in 2013.

"Randy Edsall is an excellent football coach. He teaches and believes in the physical nature of the game. He is a great recruiter and his success at Connecticut earned his program compliments and recognition from college football's finest coaches. Randy is a very positive thinking person, and perhaps his greatest attribute is his persistence. He will persevere and he will win at Maryland and he will do it the right way!"  
- Tom Coughlin, NY Giants head coach

In addition, under Edsall's command the football program's Athletic Progress Rate (APR) has reached all-time highs. The football team's APR, which measures eligibility and retention, increased its multi-year score from 922 (2009-2010) to 950 (2012-2013) and its single-year score from 905 to 977. Both of which are program bests since the APR's inception in 2003.

The Maryland program continued its ascent in 2013 totaling seven victories and earning its first bowl appearance since 2010 (2013 Military Bowl). Offensively, the Terps passed for over 3,000 yards for only the fourth time in program history and the first time since 1994. Additionally, Maryland totaled over 500 yards of offense in its first three games, the first time that has happened since 1983.

On the defensive side of the ball, the Terps attacked opposing offenses and tied for third in the ACC in sacks (37) and averaged 2.85 sacks per game, tied for the 18th most in the nation. The unit also excelled on third down holding opponents to a 34.2 conversion rate, which was the 21st-best mark nationally.

Prior to coming to College Park, Edsall, a native of nearby Glen Rock, Pa, spent 12 seasons coaching the University of Connecticut Huskies where he took the program from FCS (formerly I-AA) to five bowl games, including a BCS bowl. The 2010 Big East Coach of the Year led the Huskies to a 33-19 record over his last four seasons there, including two bowl victories with his leadership resulting in UConn being the first program ever to go from FBS newcomer to BCS bowl participant in just seven seasons.

Edsall departed UConn as the school's all-time leader in career wins (74) and most games coached (144). He was a two-time recipient of the prestigious Bowl Championship Division Head Coach of the Year in New England by the Gridiron Club of Greater Boston (2007, 2010).

During his tenure at UConn, the Huskies finished in the top-20 nationally for total offense twice (2003, 2004) and total defense three

times (2002, 2005, 2008). Under Edsall's guidance Connecticut defeated teams from the ACC, Big Ten, Big East, Big 12, Conference USA and the SEC.

In 2007, as Edsall continued to grow the program to prominence, the Huskies earned their first-ever national rankings peaking at No. 13 in the BCS standings in November. That year, they became just the second Big East team ever to go 7-0 at home and defeat three teams at home that were ranked in the top-10 during the season.

Off the field, just as he is doing at Maryland, Edsall's teams were strong in the classroom as well. In 2007, 2008 and 2009, UConn was recognized by the American Football Coaches Association for its high graduation rate. In 2003, UConn was the only public Division I-A school to graduate at least 90 percent of its football players and in 2005, it was one of only eight schools to both graduate 70 percent and win a bowl game.

When Edsall was named the head coach at Connecticut on December 21, 1998 he brought 19 years of coaching experience with him. He earned the job at Connecticut after a year as the defensive coordinator at Georgia Tech where the 14th-ranked Yellow Jackets went 9-2.

Prior to his season at Georgia Tech, Edsall spent three seasons under two-time Super Bowl Champion coach Tom Coughlin as the secondary coach for the NFL's Jacksonville Jaguars. During his time in Jacksonville, the expansion Jaguars reached the playoffs twice, including a berth in the 1996 AFC Championship Game.

Edsall began his coaching career in 1980 at his alma mater, Syracuse University. The former quarterback at Syracuse started as a graduate assistant (1980-82) before joining the staff in 1983 overseeing the running backs under head coach Dick MacPherson. Edsall oversaw the running backs for three years (1983-84 and 1986) and oversaw the tight ends in 1985 before making the switch to defense.

He coached the Syracuse defensive backs from 1987-90 and during that time the Orangemen were ranked among the Division I-A leaders in pass defense. After the 1990 season, Tom Coughlin, then coach of Boston College, hired Edsall to coach the defensive backs at BC.

Edsall was a three-year letter winner in football, basketball and baseball at Susquehannock High School (Pa.) and was an all-state selection in all three sports as a senior, which led to induction into the York Area Sports Hall of Fame.

At Syracuse, he earned a bachelor's degree in physical education in 1980 and a master's degree in health and physical education in 1982.

Edsall and his wife, Eileen met at Syracuse University where she was a basketball and volleyball standout who was later inducted into the Syracuse University Hall of Fame. They have a daughter, Alexi and a son, Corey.

## The Edsall File

Full Name	Randy Douglas Edsall
Date of Birth	August 27, 1958
Hometown	Glen Rock, Pa.
Alma Mater	Syracuse, '80
Family	Wife, Eileen; ... Daughter, Alexi; Son, Corey
Playing Experience	Quarterback at Syracuse
Years in Coaching (College)	35 (31)

## Coaching Experience

### Maryland

2011- Head Coach

### Connecticut

1999-2010 Head Coach

### Georgia Tech

1998 Assistant Coach - Defensive Coordinator/Defensive Backs

### Jacksonville Jaguars (NFL)

1994-97 Assistant Coach - Defensive Backs

### Boston College

1991-93 Assistant Coach - Defensive Backs

### Syracuse

1989-90	Assistant Coach - Recruiting Coordinator/Defensive Backs
1987-88	Assistant Coach - Defensive Backs
1986	Assistant Coach - Running Backs
1985	Assistant Coach - Tight Ends
1983-84	Assistant Coach - Running Backs
1980-82	Graduate Assistant

MARYLAND COACHING STAFF



**MIKE LOCKSLEY** (Booth)  
Offensive Coordinator/Quarterbacks  
Ninth Year at Maryland (Towson, 1992)

- Offense passed for over 5,000 yards last season for the first time in program history since 2003.
- Offense averaged 14.05 ypc in 2013 (T-15th nation).
- Named a top-25 recruiter by Rivals.com five times.



**BRIAN STEWART** (Field)  
Defensive Coordinator/Defensive Backs  
Third Year at Maryland (Northern Arizona, 1995)

- Defense totaled 37 sacks in 2013 (T-18th nation).
- In 2012, defense ranked 21st nationally in total defense, 26th in run defense and 32nd in pass defense.
- Eight years of NFL coaching experience including two as the defensive coordinator of the Dallas Cowboys.



**ANDRE POWELL** (Field)  
Special Teams Coordinator/Running Backs  
Fourth Year at Maryland (Indiana, 1989)

- In 2013, unit ranked 34th nationally in punt returns and 39th in kick returns.
- Helped DB William Likely rank 17th nationally in punt returns.



**LYNDON JOHNSON** (Field)  
Assistant Head Coach/Outside Linebackers  
Fourth Year at Maryland (Connecticut, 1992)

- Is in his 14th season with head coach Randy Edsall.
- LBs helped Maryland rank eighth nationally in TFL last season.
- Named assistant head coach prior to the 2014 season.



**KEITH DUDZINSKI** (Booth)  
Inside Linebackers  
Fourth Year at Maryland (New Haven, 1991)

- Has coached five All-Americans in his career.
- Helped UMass reached the FCS title game in 2006.
- Led Minutemen defense that led the nation in scoring defense in 2005.



**JOHN DUNN** (Booth)  
Tight Ends/Recruiting Coordinators  
Fourth Year at Maryland (North Carolina, )

- Helped bring in a top-35 recruiting class in two of the last three years.
- Played quarterback and tight end at UNC.
- Served as a grad assistant at LSU prior to time at Maryland.



**KEENAN MCCARDELL** (Field)  
Wide Receivers  
First Year at Maryland (UNLV, 1991)

- Spent 19 seasons in the NFL, 17 as a player.
- Two-time Pro Bowl selection and Super Bowl Champion.
- Coached the WRs for the Washington Redskins in 2010 and 2011.



**GREG STUDRAWA** (Field)  
Offensive Line  
First Year at Maryland (Bowling Green State, 1987)

- Coached seven seasons at LSU including two as offensive coordinator before coming to UMD.
- Helped LSU to a national title and five SEC titles.
- Coached eight All-SEC performers and two All-Americans.



**CHAD WILT** (Field)  
Defensive Line  
First Year at Maryland (Taylor, 1991)

- Spent the last three seasons at Ball State. Defensive improved from 13th in the MAC to seventh during tenure.
- Served as recruiting coordinator at Ball State.
- Coached five All-Americans at Liberty from 2006-08.

# THE BIG TEN CONFERENCE 2014 STANDINGS

EAST DIVISION	BIG TEN						OVERALL						Nu	Div.	Streak
	W	L	For	Opp	Hm	Rd	W	L	For	Opp	Hm	Rd			
Ohio State	7	0	316	167	3-0	4-0	10	1	487	247	5-1	4-0	1-0	5-0	W9
Michigan State	6	1	282	148	3-1	3-0	9	2	483	229	6-1	3-1	0-0	4-1	W2
Maryland	4	3	222	222	1-2	3-1	7	4	311	306	2-3	5-1	0-0	3-2	W1
Michigan	3	4	146	146	2-2	1-2	5	6	223	227	4-3	1-3	0-0	2-3	L1
Penn State	2	5	131	131	0-3	2-2	6	5	227	178	3-3	2-2	1-0	2-3	L1
Rutgers	2	5	125	240	2-2	0-3	6	5	266	333	4-2	2-3	0-0	2-3	L1
Indiana	0	7	128	272	0-3	0-4	3	8	278	378	2-3	1-5	0-0	0-6	L6

WEST DIVISION	W	L	For	Opp	Hm	Rd	W	L	For	Opp	Hm	Rd	Nu	Div.	Streak
Wisconsin	6	1	260	119	3-0	3-1	9	2	416	177	6-0	3-1	0-0	4-1	W6
Minnesota	5	2	220	166	3-1	2-1	8	3	328	247	6-1	2-2	0-0	4-1	W1
Nebraska	4	3	230	183	3-1	1-2	8	3	412	264	6-1	2-2	0-1	3-2	L2
Iowa	4	3	216	175	2-1	2-2	7	4	305	251	4-2	3-2	0-0	3-2	L1
Northwestern	3	4	137	154	1-2	2-2	5	6	243	255	2-4	3-2	0-0	2-3	W2
Illinois	2	5	141	244	2-2	0-3	5	6	272	374	5-2	0-4	0-1	1-4	W1
Purdue	1	6	161	242	0-4	1-2	3	8	270	357	2-5	1-2	0-0	1-5	L5

## THIS WEEK IN THE BIG TEN

### WEEK 14 SCHEDULE

#### Friday, November 28

Nebraska at Iowa (ABC).....Noon

#### Saturday, November 29

Purdue at Indiana (BTN).....Noon

Illinois at Northwestern (ESPNU).....Noon

Michigan at Ohio State (ABC).....Noon

Rutgers at Maryland (ESPNU).....3:30 p.m.

Michigan State at Penn State (ABC).....3:30 p.m.



Minnesota at Wisconsin (BTN).....3:30 p.m.

### 2014 MARYLAND BIG TEN PLAYERS OF THE WEEK

William Likely ..... Defensive Player of the Week (Week 4)

Cole Farrand ..... Defensive Player of the Week (Week 5)

Brad Craddock ..... Special Teams Player of the Week (Week 13)



### MARYLAND'S RECORD WHEN...

#### MD's Record In...

September .....	4-1
October .....	1-2
November .....	2-1

#### MD's Conference Record...

At home .....	1-2
On the road .....	3-1
Neutral .....	0-0

#### MD's Non-Conference Record...

At home .....	1-1
On the road .....	2-0
Neutral .....	0-0

#### MD vs. Ranked Teams...

At home .....	0-2
On the road .....	0-0
Neutral .....	0-0

#### MD's Record in Games...

Decided by 1-3 points .....	1-1
4-7 points .....	3-0
8-10 points .....	0-0
11-19 points .....	1-0
20-29 points .....	0-2
30+ points .....	1-1

#### MD's Record When Scoring...

10 or fewer points .....	0-1
11-19 points .....	0-1
20-29 points .....	3-1
30+ points .....	4-1

#### MD's Record When Allowing...

10 or fewer points .....	1-0
11-19 points .....	2-0
20-29 points .....	3-0
30+ points .....	1-4

#### MD's Record in Games...

During the day .....	7-3
At night .....	0-1
Scoring first .....	3-0
Opponent scores first .....	4-4
Leading after the 1st quarter .....	3-0
Trailing after the 1st quarter .....	2-4
Tied after the 1st quarter .....	1-0
Leading at halftime .....	4-0
Trailing at halftime .....	2-4
Tied at halftime .....	1-0
Leading after the 3rd quarter .....	4-0
Trailing after the 3rd quarter .....	3-4
Tied after the 3rd quarter .....	0-0
In overtime .....	0-0

#### MD's Record When...

100-yard rusher .....	0-1
100-yard receiver .....	2-1
300-yard passer .....	0-0
Less than 300 yards total offense .....	1-2
300-399 yards total offense .....	3-1
400-499 yards total offense .....	3-1
500+ yards total offense .....	0-0
Committing fewer turnovers .....	6-1
Committing more turnovers .....	1-3
Turnovers are equal .....	0-0
No turnovers committed .....	0-0

#### MD's Record When Allowing...

100-yard rusher .....	2-3
100-yard receiver .....	1-2
300-yard passer .....	0-1
Less than 300 yards total offense .....	2-0
300-399 yards total offense .....	3-0
400-499 yards total offense .....	1-1
500+ yards total offense .....	1-3

# The Last Time ...

## Kickoff Returned for TD

Maryland – Stefan Diggs (99 yards) at North Carolina, 11-24-12  
Opponent – Sammy Watkins (89 yards), Clemson, 10-15-11

## Blocked Punt Returned for TD

Maryland – Avery Thompson (0 yards) at USF, 09-06-14  
Opponent – David Carter (10 yards), W. Virginia, 09-19-98

## Punt Returned for TD

Maryland – William Likely (69 yards) vs. West Virginia, 9-13-14  
Opponent – Nick Williams (58 yards), Connecticut, 09-17-12

## Interception Returned for TD

Maryland – William Likely (45 yards) vs. Iowa, 10-18-14  
Opponent – RJ Williamson (22 yards), Michigan State, 11-15-14

## Two Interceptions Returned for TD

Maryland – Ryan Donohue (25 yards), Kenny Tate (8 yards), vs. Wake Forest, 10-30-10  
Opponent – N/A

## Fumble Returned for TD

Maryland – Dexter McDougle (66 yards), NC State, 11-26-11  
Opponent – Auggie Sanchez (21 yards), USF, 09-06-14

## Recorded a Safety

Maryland – at Connecticut, 09-14-13 (M. Whitfield forces intentional grounding on Connecticut quarterback Chandler Whitmer)  
Opponent – West Virginia, 9-13-14 (Blocked punt rolled through the back of the end zone)

## Blocked a Punt

Maryland – Anthony Nixon at Syracuse, 09-20-14  
Opponent – Jarrod Harper, West Virginia, 09-13-14

## Blocked Two Punts

Maryland – LaQuan Williams and Nick Peterson vs. Wake Forest, 10-30-10  
Opponent – N/A

## Blocked a Field Goal

Maryland – Darius Kilgo vs. West Virginia, 9-13-14  
Opponent – Markus Kuhn, NC State, 11-26-11

## Blocked a PAT

Maryland – Marcus Whitfield vs. Boston College, 11-23-13  
Opponent – Antoni Allison, East Carolina, 12-29-10

## Player Passed for 6 TDs

Maryland – None  
Opponent – Chris Weinke (6, 5, 6, 30, 26, 28), at Florida State, 11-13-99

## Player Scored 5 TDs

Maryland – Bob Shemonski (22 rush, 26 rush, 82 PR, 4 rush, 8 rush) vs. Va. Tech, 11-07-50  
Opponent – Bernard Pierce (1 rush, 9 rush, 4 rush, 44 rush, 13 rush) vs. Temple, 09-24-11

## Player Passed for 5 TDs

Maryland – Scott Milanovich (5, 14, 27, 5, 12) vs. NC State, 11-5-94  
Opponent – Jameis Winston (5, 8, 21, 12, 21), Florida State, 10-5-13

## Player Scored 4 TDs

Maryland – D.J. Adams (1 rush, 1 rush, 1 rush, 4 rush) vs. East Carolina, 12-29-10  
Opponent – Bernard Pierce (1 rush, 9 rush, 4 rush, 44 rush, 13 rush) vs. Temple, 09-24-11

## Player Scored 4 Rushing TDs

Maryland – D.J. Adams (1, 1, 1, 4) vs. East Carolina, 12-29-10  
Opponent – Bernard Pierce (1 rush, 9 rush, 4 rush, 44 rush, 13 rush) vs. Temple, 09-24-11

## Player Passed for 4 TDs

Maryland – Danny O'Brien (11, 10, 12, 71), vs. NC State, 11-27-10  
Opponent – J.T. Barrett (9, 25, 1, 30), Ohio State, 10-04-14

## Player Scored 3 TDs

Maryland – C.J. Brown (11 rush, 8 rush, 2 rush) vs. James Madison, 08-30-14  
Opponent – Melvin Gordon (6 rush, 1 rush, 3 rush), Wisconsin, 10-25-14

## Player Scored 3 Rushing TDs

Maryland – C.J. Brown (11, 8, 2) vs. James Madison, 08-30-14  
Opponent – Melvin Gordon (6 rush, 1 rush, 3 rush), Wisconsin, 10-25-14

## Player Passed for 3 TDs

Maryland – Perry Hills (42, 12, 56) vs. West Virginia, 09-22-12  
Opponent – J.T. Barrett (9, 25, 1, 30), Ohio State, 10-04-14

## Player Scored 3 Receiving TDs

Maryland – Torrey Smith (11, 10, 12, 71) vs. NC State, 11-27-10  
Opponent – Tavon Austin (44, 24, 34) vs. West Virginia, 09-22-12

## Three Players Scored 2 TDs

Maryland – Jermaine Lewis (5 rec, 27 rec), Mancel Johnson (14 rec, 12 rec), Geroy Simon (94 KOR, 5 rec) vs. NC State, 11-05-94  
Opponent – Kelvin Benjamin (1 rush, 17 rush), Nick O'Leary (8 rec, 12 rec.), Karlos Williams (1 run, 17 run), Florida State, 10-05-13

## Two Players Scored 2 TDs

Maryland – D.J. Adams (1 rush, 1 rush, 4 rush), Da'Rel Scott (61 rush, 91 rush) vs. East Carolina, 12-29-10  
Opponent – Andre Ellington (3 rush, 44 rush), Sammy Watkins (13 rec., 15 rec., 89 kickoff return) vs. Clemson 10-15-11

## Touchdown Pass By a Non-Quarterback

Maryland – Stefan Diggs, 8-yarder to Matt Furstenburg, at North Carolina, 11-24-12  
Opponent – Michael Campanaro, 4-yarder to Tanner Price, Wake Forest, 10-19-13

## 50-Yd. Field Goal

Maryland – Brad Craddock (57 yards) vs. Ohio State, 10-04-14\*  
Opponent – Griffin Dakes (58 yards), Indiana, 09-27-14

\*School Record

## 45-Yd. Field Goal

Maryland – Brad Craddock (57 yards) vs. Ohio State, 10-04-14  
Opponent – Sam Ficken (48 yards), Penn State, 11-01-14

## Five Field Goals

Maryland – Dale Castro (45, 29, 18, 32, 42) vs. Mississippi State, 09-22-79  
Opponent – Nicholas Setta (51, 32, 18, 46, 24), Notre Dame, 08-31-02

## Four Field Goals

Maryland – Nick Ferrara (24, 29, 28, 32) vs. Miami, 09-05-11  
Opponent – Sam Ficken (47, 25, 46, 48), Penn State, 11-01-14

## Three Field Goals

Maryland – Brad Craddock (38, 41, 21) at Michigan, 11-22-14  
Opponent – Matt Wile (22, 33, 26), Michigan, 11-22-14

## Three Field Goals 45 Yards or More

Maryland – None  
Opponent – Sam Ficken (47, 46, 48), Penn State, 11-01-14

## Three Field Goals 40 Yards or More

Maryland – None  
Opponent – Sam Ficken (47, 46, 48), Penn State, 11-01-14

## Two Field Goals 45 Yards or More

Maryland – Brad Craddock (48, 48) at Indiana, 09-27-14  
Opponent – Sam Ficken (47, 46, 48), Penn State, 11-01-14

## Two Field Goals 40 Yards or More

Maryland – Brad Craddock (48, 48) at Indiana, 09-27-14  
Opponent – Sam Ficken (47, 46, 48), Penn State, 11-01-14

## Four Field Goals 30 Yards or More

Maryland – Nick Novak (54, 34, 31, 48) vs. Duke, 10-11-03  
Opponent – None

## Three Field Goals 30 Yards or More

Maryland – Brad Craddock (48, 30, 48) at Indiana, 09-27-14  
Opponent – Sam Ficken (47, 46, 48), Penn State, 11-01-14

## Two-Point Conversion by Rush

Maryland – Davin Meggett vs. West Virginia, 09-17-11  
Opponent – Drew Dudzik, James Madison, 09-12-09

## Two-Point Conversion by Pass

Maryland – C.J. Brown to Derrick Hayward vs. Michigan State, 11-15-14  
Opponent – Chandler Whitmer to Jeremy Davis, at Connecticut, 09-14-13

## Missed PAT (kick)

Maryland – Brad Craddock vs. FIU, 08-31-13  
Opponent – David Scully, Georgia Tech, 11-3-12

## Defensive Extra-Point

Maryland – Anthony Nixon (98-yd. PAT return) vs. Boston College, 11-23-13  
Opponent – L. Grant (100-yd. Interception return), Duke, 10-26-96

## 40 Rushing Attempts

Maryland – Charlie Wysocki (50-217) at Duke, 10-25-80  
Opponent – Montel Harris (41-142), Boston College, 11-28-09

## 30 Rushing Attempts

Maryland – Lance Ball (32-109), vs. Boston College, 11-10-07  
Opponent – Andre Williams (32-263), Boston College, 11-23-13

## 30 Rushing Attempts in One Half

Maryland – Charlie Wysocki (32) at Duke, 10-25-80

## 300 Rushing Yards

Maryland – LaMont Jordan (37-306) vs. Virginia, 11-20-99  
Opponent – John Leach (46-329), Wake Forest, 11-20-93

## 200 Rushing Yards

Maryland – Da'Rel Scott (13-201) vs. East Carolina, 12-29-10  
Opponent – Andre Williams (32-263), Boston College, 11-23-13

## 150 Rushing Yards

Maryland – C.J. Brown (18-161) vs. West Virginia, 09-13-14  
Opponent – Terrel Hunt (23-156), Syracuse, 09-20-14

## 100 Rushing Yards

Maryland – C.J. Brown (18-161) vs. West Virginia, 9-13-14  
Opponent – Jeremy Langford (25-139), Michigan State, 11-15-14

## 100 Rushing Yards by a Quarterback

Maryland – C.J. Brown (18-161) vs. West Virginia, 9-13-14  
Opponent – Terrel Hunt (23-156), Syracuse, 09-20-14

## Two Players with 100 Rushing Yards

Maryland – LaMont Jordan (135) and Brian Underwood (114) at Temple, 09-27-97  
Opponent – Yvenson Bernard (177) and James Rodgers (115), Oregon State, 12-28-07

## Three Players with 100 Rushing Yards

Maryland – Richard Jennings (136), Steve Atkins (126) and Jamie Franklin (105) vs. Virginia, 11-22-75

## 90-Yd. TD Run

Maryland – Da'Rel Scott (91) vs. East Carolina, 12-29-10

## 80-Yd. TD Run

Maryland – Da'Rel Scott (91) vs. East Carolina, 12-29-10

## 75-Yd. TD Run

Maryland – C.J. Brown (75) vs. West Virginia, 9-13-14

## 75-Yd. Non-Scoring Run

Maryland – Darrius Heyward-Bey (76), at Clemson, 09-27-08

**50-Yd. Non-Scoring Run**

Maryland – C.J. Brown (64) vs. FIU, 08-31-13  
Opponent – Joe Kerridge (52), Michigan, 11-22-14

**50-Yd. TD Run**

Maryland – C.J. Brown (75) vs. West Virginia, 9-13-14  
Opponent – Tanner McEvoy (60), Wisconsin, 10-25-14

**50 Pass Attempts**

Maryland – Danny O'Brien (34-52-3, 289, 1 TD) vs. West Virginia, 09-17-11  
Opponent – Jake Rudock (32-56-1, 317, 2 TD), Iowa, 10-18-14

**40 Pass Attempts**

Maryland – C.J. Brown (20-43-3) vs. Michigan State, 11-15-14  
Opponent – Christian Hackenberg (18-42-1, 177, 1 TD), Penn State, 11-01-14

**35 Pass Attempts**

Maryland – C.J. Brown (20-43-3) vs. Michigan State, 11-15-14  
Opponent – Christian Hackenberg (18-42-1, 177, 1 TD), Penn State, 11-01-14

**40 Pass Completions**

Maryland – Scott Milanovich (46-62-1, 380, 1 TD) at Florida St., 11-18-95

**30 Pass Completions**

Maryland – Danny O'Brien (34-52-3, 289, 1 TD) vs. West Virginia, 09-17-11  
Opponent – Jake Rudock (32-56-1, 317, 2 TD), Iowa, 10-18-14

**25 Pass Completions**

Maryland – Danny O'Brien (34-52-3, 289, 1 TD) vs. West Virginia, 09-17-11  
Opponent – Jake Rudock (32-56-1, 317, 2 TD), Iowa, 10-18-14

**400 Passing Yards**

Maryland – Danny O'Brien (417) vs. NC State, 11-27-10  
Opponent – Clint Trickett (511), West Virginia, 9-13-14

**300 Passing Yards**

Maryland – Caleb Rowe (332) vs. Virginia, 10-26-13  
Opponent – Jake Rudock (317), Iowa, 10-18-14

**250 Yards Passing**

Maryland – C.J. Brown (280) at Syracuse, 09-20-14  
Opponent – Jake Rudock (317), Iowa, 10-18-14

**10 Receptions**

Maryland – Deon Long (10-108) at Indiana, 09-27-14  
Opponent – Kevin White (13-216) and Mario Alford (11-131), West Virginia, 9-13-14

**Two Players with 10 Receptions**

Maryland – Walt Williams (11-84) and Geroy Simon (10-80) at Syracuse, 11-19-94  
Opponent – Kevin White (13-216) and Mario Alford (11-131), West Virginia, 9-13-14

**100 Receiving Yards**

Maryland – Stefon Diggs (9-130) vs. Iowa, 10-18-14  
Opponent – Alex Erickson (5-121), Wisconsin, 10-25-14

**Two Players with 100 Receiving Yards**

Maryland – Stefon Diggs (6-112) and Deon Long (10-108) at Indiana, 09-27-14  
Opponent – Kevin White (13-216) and Mario Alford (11-131), West Virginia, 9-13-14

**Player with 100 Rushing Yards and 100 Receiving Yards**

Opponent – Mikell Simpson (Rushing: 16-119; Receiving: 13-152),  
Virginia, 10-20-07

**Three Players with 100 Receiving Yards**

Maryland – Jason Kremus (119), Mancel Johnson (106) and Russ Weaver (105) at Wake  
Forest, 11-20-93  
Opponent – Tavon Austin (11-122), Stedman Bailey (8-113) and Ivan McCartney (8-  
101), West Virginia, 09-17-11

**200 Receiving Yards**

Maryland – Torrey Smith (14-224), NC State, 11-27-10  
Opponent – Kevin White (13-216), West Virginia, 9-13-14

**90-Yard TD Reception**

Maryland – C.J. Brown to Brandon Ross (90) at Syracuse, 09-20-14  
Opponent – Shawn Halloran to Troy Stradford (90), Boston College, 10-11-86

**80-Yard TD Reception**

Maryland – C.J. Brown to Brandon Ross (90) at Syracuse, 09-20-14  
Opponent – Josh Padrick to Samuel Smith (89), FIU, 09-23-06

**75-Yard Non-Scoring Reception**

Maryland – Caleb Rowe to Brandon Ross (77) vs. Virginia, 10-12-13  
Opponent – C. Randolph to Jax Landfried (78), Wake Forest, 12-30-02

**75-Yard TD Reception**

Maryland – C.J. Brown to Brandon Ross (90) at Syracuse, 09-20-14  
Opponent – Chandler Whitmer to Shakim Phillips (75), Connecticut, 09-14-13

**50-Yard Non-Scoring Reception**

Maryland – C.J. Brown to Deon Long (50) vs. Michigan State, 11-15-14  
Opponent – Connor Cook to Keith Mumphrey (62), Michigan State, 11-15-14

**50-Yard TD Reception**

Maryland – C.J. Brown to Stefon Diggs (53) vs. Iowa, 10-18-14  
Opponent – Chase Rettig to Alex Amidon (74), Boston College, 11-23-13

**Player Recorded 15 or More Tackles**

Maryland – Cole Farrand (18) vs. Michigan State, 11-15-14  
Opponent – Danzel White (15), Towson, 10-01-11

**Player Recorded 20 or More Tackles**

Maryland – Cole Farrand (23) vs. Clemson, 10-26-13  
Opponent – N/A

**Player Recorded 3.0 or More Sacks**

Maryland – Andre Monroe (3.0) at Virginia Tech, 11-16-13  
Opponent – Jeremiah Attaochu (3.0) vs. Georgia Tech, 11-3-12

**Player Recorded 2.0 or More Sacks**

Maryland – Andre Monroe (2.0) vs. Ohio State, 10-04-14  
Opponent – Marcus Rush (2.0), Michigan State, 11-15-14

**Team Gained 300 Rushing Yards**

Maryland – vs. Old Dominion (312), 09-07-13  
Opponent – Wisconsin (311), 10-25-14

**Team Gained 400 Rushing Yards**

Maryland – vs. Virginia (445), 11-20-99  
Opponent – Navy (412), 09-06-10

**Team Failed to Gain 100 Rushing Yards**

Maryland – vs. Michigan State (6), 11-15-14  
Opponent – Penn State (42), 11-01-14

**Team Failed to Gain 50 Rushing Yards**

Maryland – vs. Michigan State (6), 11-15-14  
Opponent – Penn State (42), 11-01-14

**Team Failed to Gain 25 Rushing Yards**

Maryland – vs. Michigan State (6), 11-15-14  
Opponent – Boston College (8), 10-27-12

**Team Gained 300 Passing Yards**

Maryland – at Indiana (361), 09-27-14  
Opponent – Iowa (317), 10-18-14

**Team Gained 400 Passing Yards**

Maryland – vs. NC State, (417), 11-27-10  
Opponent – West Virginia (511), 9-13-14

**Team Gained 500 Passing Yards**

Maryland – N/A  
Opponent – West Virginia (511), 9-13-14

**Team Failed to Gain 100 Passing Yards**

Maryland – at Clemson (41), 11-10-12  
Opponent – West Virginia (62), 09-21-13

**Team Failed to Gain 50 Passing Yards**

Maryland – at Clemson (41), 11-10-12  
Opponent – Georgia Tech (31), 11-3-12

**Team Gained 400 Yards of Total Offense**

Maryland – vs. Iowa (418), 10-18-14  
Opponent – Michigan State (482), 11-15-14

**Team Gained 500 Yards of Total Offense**

Maryland – at Connecticut (501), 09-14-13  
Opponent – Wisconsin (527), 10-25-14

**Team Gained 600 Yards of Total Offense**

Maryland – at Duke (685), 09-25-04  
Opponent – West Virginia (694), 9-13-14

**Team Failed to Gain 200 Yards of Total Offense**

Maryland – at Penn State (196), 11-01-14  
Opponent – West Virginia (175), 09-21-13

**Scored 50 Points or more**

Maryland – vs. James Madison (52-7), 08-30-14  
Opponent – Wisconsin (52), 10-25-14

**Scored 50 Points or more (Conference Game)**

Maryland – vs. Wake Forest (62-14), 10-30-10  
Opponent – Wisconsin (52), 10-25-14

**Shutout**

Maryland – at Florida State (0-63), 10-05-13  
Opponent – West Virginia (37-0), 09-21-13

**Shutout (Conference Game)**

Maryland – at Florida State (0-63), 10-05-13  
Opponent – Wake Forest (26-0), 10-18-08

**Terps Played in an Overtime Game**

at Virginia Tech (W-1 OT, 27-24), 11-16-13  
*All-time record in overtime games, 5-3 (2-0 at home, 3-3 on the road)*

**Team Scored 28 Points or More In a Qtr**

Maryland – vs. Wake Forest (28, 3rd Qtr.), 10-30-10  
Opponent – NC State (35, 4th Qtr.), 11-26-11

**Team Scored 21 Points or More In a Qtr**

Maryland – vs. James Madison (21, 3rd Qtr.), 08-30-14  
Opponent – Clemson (21, 4th Qtr.), 10-26-13

MARYLAND SINGLE GAME, SEASON & CAREER RECORDS

RUSHING RECORDS

Career Yards

1.	LaMont Jordan, 1997-00	4,147
2.	Charlie Wysocki, 1978-81	3,317
3.	Steve Atkins, 1975-78	2,971
4.	Lance Ball, 2004-07	2,487
5.	Bruce Perry, 1999, 2001-03	2,424
6.	Rick Badanjek, 1982-85	2,417
7.	Davin Meggett, 2008-11	2,411
8.	Da'Rel Scott, 2007-10	2,401
9.	Louis Carter, 1972-74	2,266
10.	Alvin Blount, 1983-86	2,158
11.	Willie Joyner, 1980-83	2,140
12.	Josh Allen, 2002-03, 2005-06	1,958
13.	Billy Lovett, 1966-68	1,913
14.	Ed Modzelewski, 1949-51	1,893
15.	Mark Mason, 1990-93	1,807

Season Yards

1.	LaMont Jordan (Jr.), 1999	1,632
2.	Charlie Wysocki (Jr.), 1980	1,359
3.	Steve Atkins (Sr.), 1978	1,261
4.	Bruce Perry (So.), 2001	1,242
5.	Chris Downs (Sr.), 2002	1,154
6.	Charlie Wysocki (So.), 1979	1,140
7.	Da'Rel Scott (So.), 2008	1,133
8.	Willie Joyner (Jr.), 1982	1,039
9.	Louis Carter (Sr.), 1974	991
10.	Billy Lovett (Sr.), 1968	963
11.	Art Seymore (So.), 1970	945
12.	Josh Allen (So.), 2003	922
13.	LaMont Jordan (Sr.), 2000	920
14.	Willie Joyner (Sr.), 1983	908
15.	LaMont Jordan (So.), 1998	906

Single-Game Yards

1.	LaMont Jordan vs. Virginia, 1999	306
2.	Bruce Perry vs. Wake Forest, 2001	276
3.	Josh Allen vs. Virginia, 2003	257
4.	Willie Joyner vs. No. Carolina, 1982	240
5.	Bruce Perry vs. Wake Forest, 2003	237
	George Scott vs. Villanova, 1977	237
7.	LaMont Jordan vs. Duke, 1999	227
8.	Charlie Wysocki vs. Louisville, 1979	222
9.	Rick Badanjek vs. Virginia, 1984	217
10.	Charlie Wysocki vs. Duke, 1980	216
11.	Steve Atkins vs. Syracuse, 1976	215
12.	Alvin Blount vs. Clemson, 1984	214
13.	Louis Carter vs. Virginia, 1974	213
14.	Chris Downs vs. Georgia Tech, 2002	212
15.	Charlie Wysocki vs. Virginia, 1979	202

Career Touchdowns

1.	Rick Badanjek, 1982-85	44
2.	LaMont Jordan, 1997-2000	36
3.	Steve Atkins, 1975-78	31
4.	Lance Ball, 2004-07	26
	Charlie Wysocki, 1978-81	26
6.	Louis Carter, 1972-74	25
7.	<b>C.J. Brown, 2011-</b>	<b>23</b>
8.	Josh Allen, 2002-03, 2005-06	21
	Ed Modzelewski, 1949-51	21
10.	Keon Lattimore, 2004-07	19
	Buddy Rodgers, 1994-97	19
12.	Davin Meggett, 2008-11	18
	Tommy Neal, 1983-86	18
	Ed Vereb, 1953-55	18
	Bob Shemonski, 1949-51	18
	Da'Rel Scott, 2007-10	17
	Bruce Perry, 1999, 2001-2003	17

Season Touchdowns

1.	LaMont Jordan (Jr.), 1999	16
2.	Rick Badanjek (Jr.), 1984	15
	Bob Shemonski (Jr.), 1950	15
4.	Louis Carter (Jr.), 1973	14
	Ed Vereb (Sr.), 1955	14
6.	Keon Lattimore (Sr.), 2007	13
	Chris Downs (Sr.), 2002	13
8.	<b>C.J. Brown (Sr.), 2013</b>	<b>12</b>
	Lance Ball (Sr.), 2007	12
	Rick Badanjek (Sr.), 1985	12
11.	D.J. Adams (Fr.), 2010	11
	LaMont Jordan (Sr.), 2000	11
	Charlie Wysocki (Jr.), 1980	11
	Ed Modzelewski (Sr.), 1951	11
	Lu Gambino (Sr.), 1947	11

Single-Game Touchdowns

1.	Bob Shemonski vs. Va. Tech, 1950	5
2.	D.J. Adams vs. East Carolina, 2010	4
	Chris Downs vs. North Carolina, 2002	4
	LaMont Jordan vs. Clemson, 1999	4
	Charlie Wysocki vs. Virginia, 1981	4
6.	<b>C.J. Brown vs. James Madison, 2014</b>	<b>3</b>
	<b>C.J. Brown vs. NC State, 2013</b>	<b>3</b>
	D.J. Adams vs. Virginia, 2010	3
	Lance Ball vs. Georgia Tech, 2007	3
	Keon Lattimore vs. Villanova, 2007	3
	Chris Downs vs. Georgia Tech, 2002	3
	Bruce Perry vs. E. Michigan, 2001	3
	LaMont Jordan vs. Middle Tennessee State, 2000	3
	LaMont Jordan vs. Western Carolina, 1999	3
	Rick Badanjek vs. No. Carolina, 1984	3
	Rick Badanjek vs. NC State, 1984	3
	John Nash vs. Wake Forest, 1982	3
	Steve Atkins vs. Duke, 1978	3
	George Scott vs. Villanova, 1977	3
	Steve Atkins vs. Duke, 1977	3
	Steve Atkins vs. Syracuse, 1977	3
	Louis Carter vs. Clemson, 1973	3
	Dennis O'Hara vs. Wake Forest, 1969	3
	Dennis Condie vs. Virginia, 1960	3
	Jim Joyce vs. Virginia, 1959	3
	John Forbes vs. Miami, 1958	3

PASSING RECORDS

Career Completions

1.	Scott Milanovich, 1992-95	650
2.	Chris Turner, 2007-09	547
3.	Boomer Esiason, 1981-83	461
4.	Sam Hollenbach, 2003-06	417
5.	<b>C.J. Brown, 2011-</b>	<b>408</b>
6.	Neil O'Donnell, 1987-89	387
7.	Dan Henning, 1985-87	353
8.	Brian Cummings, 1994-97	344
9.	Danny O'Brien, 2010-11	342
10.	Scott McBrien, 2002-03	335
11.	John Kaleo, 1991-92	305
12.	Dick Shiner, 1961-63	287
13.	Shaun Hill, 2000-01	270
	Scott Zolak, 1988-90	270
15.	Stan Gelbaugh, 1981-85	251

Season Completions

1.	John Kaleo (Sr.), 1992	286
2.	Scott Milanovich (So.), 1993	279
3.	Scott Milanovich (Jr.), 1994	229
4.	Scott Zolak (Sr.), 1990	225
5.	Chris Turner (Jr.), 2008	214
6.	Sam Hollenbach (Sr.), 2006	203
7.	Shaun Hill (Sr.), 2001	197
8.	Dan Henning (Jr.), 1986	196
9.	Danny O'Brien (Fr.), 2010	192
	Sam Hollenbach (Jr.), 2005	192
11.	Chris Turner (Sr.), 2009	180
12.	Boomer Esiason (Jr.), 1982	176
13.	Scott McBrien (Sr.), 2003	173
14.	<b>C.J. Brown (Sr.), 2013</b>	<b>166</b>
	Stan Gelbaugh (Sr.), 1985	166

Single-Game Completions

1.	Scott Milanovich vs. Florida St., 1995	46
2.	Scott Milanovich vs. Wake Forest, 1993	37
3.	Scott Milanovich vs. Syracuse, 1994	35
	Scott Milanovich vs. W. Virginia, 1993	35
5.	Danny O'Brien vs. W. Virginia, 2011	34
	Scott Milanovich vs. No. Carolina, 1993	34
7.	Danny O'Brien vs. NC State, 2010	33
	Chris Turner vs. Boston College, 2008	33
9.	Scott Milanovich vs. Wake Forest, 1995	32
	Scott Milanovich vs. Virginia, 1994	32
	Scott Milanovich vs. NC State, 1994	32
	John Kaleo vs. Virginia, 1992	32
13.	Danny O'Brien vs. Miami, 2011	31
	John Kaleo vs. No. Carolina, 1992	31

## MARYLAND SINGLE GAME, SEASON &amp; CAREER RECORDS

## Career Yards

1. Scott Milanovich, 1992-95	7,301
2. Chris Turner, 2007-09	6,543
3. Boomer Esiason, 1981-83	6,259
4. Scott McBrien, 2002-2003	5,169
5. Sam Hollenbach, 2003-06	5,139
6. Neil O'Donnell, 1987-89	4,989
<b>7. C.J. Brown, 2011-</b>	<b>4,972</b>
8. Dan Henning, 1985-87	4,560
9. Danny O'Brien, 2010-11	4,086
10. Brian Cummings, 1994-97	4,080
11. John Kaleo, 1991-92	3,660
12. Stan Gelbaugh, 1981-85	3,659
13. Dick Shiner, 1961-63	3,410
14. Bob Avellini, 1972-74	3,222
15. Shaun Hill, 2000-01	3,159
16. Scott Zolak, 1988-90	3,124

## Season Yards

1. Scott Milanovich (So.), 1993	3,499
2. John Kaleo (Sr.), 1992	3,392
3. Dan Henning (Jr.), 1986	2,725
4. Scott McBrien (Sr.), 2003	2,672
5. Scott Zolak (Sr.), 1990	2,589
6. Sam Hollenbach (Jr.), 2005	2,539
7. Chris Turner (Jr.), 2008	2,516
8. Scott McBrien (Jr.), 2002	2,497
9. Stan Gelbaugh (Sr.), 1985	2,475
10. Danny O'Brien (Fr.), 2010	2,438
11. Scott Milanovich (Jr.), 1994	2,394
12. Shaun Hill (Sr.), 2001	2,380
13. Sam Hollenbach (Sr.), 2006	2,371
14. Boomer Esiason (Sr.), 1983	2,322
15. Boomer Esiason (Jr.), 1982	2,302
<b>16. C.J. Brown (Sr.), 2013</b>	<b>2,242</b>

## Single-Game Yards

1. Scott Milanovich vs. Va. Tech, 1993	498
2. Scott Milanovich vs. W. Virginia, 1993	451
3. John Kaleo vs. Clemson, 1992	418
4. Danny O'Brien vs. NC State, 2010	417
5. Scott Milanovich vs. Wake Forest, 1993	416
6. John Kaleo vs. Pittsburgh, 1992	415
7. Scott Milanovich vs. Duke, 1993	414
8. Scott Milanovich vs. No. Carolina, 1993	405
John Kaleo vs. Wake Forest, 1992	405
10. Scott McBrien vs. West Virginia (Gator Bowl), 2004	381
11. Scott Milanovich vs. Florida St., 1995	380

## Career Touchdowns

1. Scott Milanovich, 1992-95	49
2. Boomer Esiason, 1981-83	42
3. Scott McBrien, 2002-2003	34
<b>4. C.J. Brown, 2011-</b>	<b>31</b>
5. Chris Turner, 2007-09	30
6. Danny O'Brien, 2010-11	29
7. Sam Hollenbach, 2003-06	28
8. Neil O'Donnell, 1987-89	26
9. Dan Henning, 1985-87	24
Alan Pastrana, 1965-68	23
11. Brian Cummings, 1994-97	22
Jack Scarbath, 1950-52	22
Dick Shiner, 1961-63	21
14. Stan Gelbaugh, 1981-85	20
15. Shaun Hill, 2000-01	19

## Season Touchdowns

1. Scott Milanovich (So.), 1993	26
2. Danny O'Brien (Fr.) 2010	22
3. Scott Milanovich (Jr.), 1994	20
4. Scott McBrien (Sr.), 2003	19
5. Boomer Esiason (Jr.), 1982	18
6. John Kaleo (Sr.), 1992	17
Alan Pastrana (Jr.), 1966	17
8. Sam Hollenbach (Sr.), 2006	15
Scott McBrien (Jr.), 2002	15
Dan Henning (Jr.), 1986	15
Stan Gelbaugh (Sr.), 1985	15
Boomer Esiason (Sr.), 1983	15
<b>13. C.J. Brown (Sr.), 2013</b>	<b>13</b>
Chris Turner (Jr.), 2008	13
Shaun Hill (Sr.), 2001	13
Sam Hollenbach (Jr.), 2005	13

## Single-Game Touchdowns

1. Scott Milanovich vs. NC State, 1994	5
Scott Milanovich vs. Wake Forest, 1993	5
Scott Milanovich vs. W. Virginia, 1993	5
Scott Milanovich vs. No. Carolina, 1993	5
John Kaleo vs. Clemson, 1992	5
6. Danny O'Brien vs. NC State, 2010	4
Danny O'Brien vs. Wake Forest, 2010	4
Joel Statham vs. Duke, 2004	4
Scott McBrien vs. North Carolina, 2003	4
Scott Milanovich vs. Ga. Tech, 1994	4
Scott Milanovich vs. Va. Tech, 1993	4
Mark Manges vs. Villanova, 1975	4

## RECEIVING RECORDS

## Career Receptions

1. Jermaine Lewis, 1992-95	193
2. Geroy Simon, 1993-96	185
3. Torrey Smith, 2008-10	152
<b>4. Stefon Diggs, 2012-</b>	<b>140</b>
5. Darrius Heyward-Bey, 2006-08	138
6. Frank Wycheck, 1990-92	134
7. Russ Weaver, 1992-94	120
8. Guillian Gary, 1998-2001	113
9. Azizuddin Abdur-Ra'ooof, 1984-87	108
10. Barry Johnson, 1987-90	106
11. Ferrell Edmunds, 1984-87	101
Marcus Badgett, 1989-92	100
Frank Russell, 1972-74	100
14. Greg Hill, 1982-84	97
15. Mancel Johnson, 1993-96	94

## Season Receptions

1. Geroy Simon (So.), 1994	77
2. Marcus Badgett (Sr.), 1992	75
3. Russ Weaver (Jr.), 1993	69
4. Torrey Smith (Jr.), 2010	67
5. Jermaine Lewis (Sr.), 1995	66
6. Torrey Smith (So.), 2009	61
7. Frank Wycheck (Fr.), 1990	58
8. Richie Harris (Sr.), 1992	56
<b>9. Stefon Diggs (Fr.), 2012</b>	<b>54</b>
Geroy Simon (Jr.), 1995	54
<b>11. Stefon Diggs (Jr.), 2014</b>	<b>52</b>
Jermaine Lewis (So.), 1993	52
Dan Prunzik (Sr.), 1992	52
14. Darrius Heyward-Bey (So.), 2007	51
Vernon Davis (Jr.), 2005	51
Allen Williams (Sr.), 1994	51
Greg Hill (Sr.), 1984	51

## Single-Game Receptions

1. Geroy Simon vs. Florida St., 1995	16
2. Torrey Smith vs. NC State, 2010	14
Russ Weaver vs. Wake Forest, 1993	14
Frank Wycheck vs. Va. Tech, 1990	14
5. Jermaine Lewis vs. Ga. Tech, 1995	13
6. Frank Wycheck vs. NC State, 1990	12
7. Darrius Heyward-Bey vs. Wake Forest, 2008	11
Jermaine Lewis vs. NC State, 1995	11
Allen Williams vs. Syracuse, 1994	11
Geroy Simon vs. W. Virginia, 1994	11
Marcus Badgett vs. Wake Forest, 1992	11
Marcus Badgett vs. Pittsburgh, 1992	11
John Tice vs. Clemson, 1982	11
<b>Stefon Diggs vs. Boston College, 2012</b>	<b>11</b>

## MARYLAND SINGLE GAME, SEASON &amp; CAREER RECORDS

## Career Yards

1. Jermaine Lewis, 1992-95	2,932
2. Torrey Smith, 2008-10	2,215
<b>3. Stefon Diggs, 2012-</b>	<b>2,089</b>
Darrius Heyward-Bey, 2006-08	2,089
5. Geroy Simon, 1993-96	2,059
6. Azizuddin Abdur-Ra'ouf, 1984-87	1,895
7. Marcus Badgett, 1989-92	1,748
Barry Johnson, 1987-90	1,721
Greg Hill, 1982-84	1,721
10. Ferrell Edmunds, 1984-87	1,641
11. Guilian Gary, 1998-2001	1,552
12. James Milling, 1984-87	1,446
13. Russell Davis, 1981-83	1,408
14. Vernon Davis, 2003-05	1,371
15. Frank Russell, 1972-74	1,344

## Season Yards

1. Marcus Badgett (Sr.), 1992	1,240
2. Torrey Smith (Jr.), 2010	1,055
3. Jermaine Lewis (So.), 1993	957
4. Jermaine Lewis (Sr.), 1995	937
5. Geroy Simon (So.), 1994	891
6. Vernon Davis (Jr.), 2005	871
<b>7. Stefon Diggs (Fr.), 2012</b>	<b>848</b>
8. Torrey Smith (So.), 2009	824
9. Greg Hill (Sr.), 1984	820
10. Darrius Heyward-Bey, (So.), 2007	786
11. Guilian Gary (Sr.), 2001	727
12. Darrius Heyward-Bey (Fr.), 2006	694
13. Jermaine Lewis (Jr.), 1994	692
14. Barry Johnson (Jr.), 1989	689
15. Dan Prunzik (Sr.), 1992	680

## Single-Game Yardage

1. Marcus Badgett vs. Pittsburgh, 1992	251
2. Jermaine Lewis vs. No. Carolina, 1993	250
3. Torrey Smith vs. NC State, 2010	224
4. James Milling vs. No. Carolina, 1986	220
5. Marcus Badgett vs. Duke, 1992	218
6. Jermaine Lewis vs. Duke, 1995	205
7. Jermaine Lewis vs. Ga. Tech, 1995	189
8. Russell Davis vs. Penn State, 1982	188
9. Marcus Badgett vs. Wake Forest, 1992	187
10. Marcus Badgett vs. Clemson, 1992	184
11. Greg Hill vs. Miami, 1984	182

## Career Touchdowns

1. Jermaine Lewis, 1992-95	21
2. Torrey Smith, 2008-10	19
3. Greg Hill, 1982-84	18
<b>4. Stefon Diggs, 2012-</b>	<b>14</b>
Darrius Heyward-Bey, 2006-08	13
Guilian Gary, 1998-2001	13
7. Gary Collins, 1959-61	12
8. Marcus Badgett, 1989-92	11
Barry Johnson, 1987-90	11
10. Mancel Jonsson, 1993-96	10
Geroy Simon, 1993-96	10
Azizuddin Abdur-Ra'ouf, 1984-87	10
Ferrell Edmunds, 1984-87	10
Dan Bungori, 1971-73	10
15. Vernon Davis, 2003-05	9
Vernon Joines, 1985-88	9
Mike Lewis, 1979-82	9

## Season Touchdowns

1. Torrey Smith (Jr.), 2010	12
2. Jermaine Lewis (Jr.), 1994	9
Marcus Badgett (Sr.), 1992	9
4. Dan Bungori (So.), 1971	8
5. Guilian Gary (Jr.), 2000	7
Jermaine Lewis (So.), 1993	7
Greg Hill (Jr.), 1983	7
Greg Hill (So.), 1982	7
Billy Van Heusen (Jr.), 1966	7
Darryl Hill (Jr.), 1963	7
11. Vernon Davis (Jr.), 2005	6
Latrez Harrison (Sr.), 2003	6
Guilian Gary (Sr.), 2001	6
Barry Johnson (Jr.), 1989	6
James Milling (Jr.), 1986	6
Don Ratliff (Sr.), 1972	6
<b>Stefon Diggs (Fr.), 2012</b>	<b>6</b>

## Single-Game Touchdowns

1. Torrey Smith vs. NC State, 2010	4
2. Vernon Davis vs. Duke, 2004	3
Guilian Gary vs. Georgia Tech, 2000	3
Jermaine Lewis vs. W. Virginia, 1993	3
James Milling vs. No. Carolina, 1986	3
6. 37 players	2
(last time: Marcus Leak vs. USF, 9/6/2014)	

## DEFENSIVE RECORDS

## Career Tackles (since 1969)

1. Eric Wilson, 1981-84	481
2. E.J. Henderson, 1999-2002	473
3. Chuck Faucette, 1983-86	466
4. D'Qwell Jackson, 2002-05	447
5. Ratcliff Thomas, 1993-96	424
6. Eric Barton, 1995-98	417
7. Mike Jarmolowich, 1989-92	414
8. Brad Carr, 1974-77	386
9. Scott Saylor, 1987-89	382
10. Alex Wujciak, 2008-10	381
11. Bruce Palmer, 1976-78	351
12. Aaron Thompson, 1998-2001	348
13. Mike Corvino, 1979-82	347
14. Ted Klaube, 1975-77	344
15. Demetrius Hartsfield, 2009-12	338

## Season Tackles (since 1969)

1. Neal Olkewicz (Sr.), 1978	188
2. Ted Klaube (Sr.), 1977	186
3. Eric Wilson (Jr.), 1983	178
4. E.J. Henderson (Sr.), 2002	175
5. Harry Walters (Jr.), 1974	173
6. Kevin Walker (Sr.), 1987	172
7. Eric Wilson (Sr.), 1984	160
8. Eric Barton (Sr.), 1998	159
Brian Matera (Sr.), 1979	159
10. Brad Carr (Jr.), 1976	157
11. Mike Jarmolowich (Jr.), 1991	153
12. Chuck Faucette (Sr.), 1986	151
Bruce Palmer (Sr.), 1978	151
14. E.J. Henderson (Jr.), 2001	150
15. Kevin Benson (Sr.), 1975	149

## Career TFL (since 1974)

1. E.J. Henderson, 1999-02	62.5
2. Aaron Thompson, 1998-01	45
3. Charles Johnson, 1976-78	37
<b>4. Andre Monroe, 2011-</b>	<b>36.5</b>
5. Mike Corvino, 1979-82	36
6. Eric Ogbogu, 1994-97	35.5
7. Randy Starks, 2001-03	34.0
8. Shawne Merriman, 2003-04	32.5
9. Al Wallace, 1993-96	32
Joe Vellano, 2009-12	32
11. Delbert Cowsette, 1996-99	31
12. Gurnest Brown, 1979-82	27
Demetrius Hartsfield, 2009-12	27
14. Mike Whaley, 2000-01	26
15. Jeremy Navarre, 2005-08	25.5
16. Bruce Mesner, 1983-86	25

## MARYLAND SINGLE GAME, SEASON &amp; CAREER RECORDS

## Season TFL (since 1974)

1. E.J. Henderson (Jr.), 2001	28
2. Randy White (Sr.), 1974	24
3. E.J. Henderson (Sr.), 2002	19.5
4. Charles Johnson (Sr.), 1978	18
<b>5. Andre Monroe (Jr.), 2013</b>	<b>17</b>
Shawne Merriman (So.), 2004	17
Aaron Thompson (So.), 1999	17
Kris Jenkins (Sr.), 2000	17
Bruce Palmer (Sr.), 1978	17
10. Jack Bradford (Sr.), 1990	16
Bruce Mesner (Sr.), 1985	16
12. Marcus Whitfield (Sr.), 2013	15.5
13. Eric Ogbogu (Jr.), 1996	15
Eric Hicks (Jr.), 1996	15
Gurnest Brown (Jr.), 1981	15

## Career TFL Yards (since 1974)

1. E.J. Henderson, 1999-2002	207
2. Mike Corvino, 1979-82	206
3. Charles Johnson, 1976-78	205
<b>4. Andre Monroe, 2011-</b>	<b>202</b>
Aaron Thompson, 1998-2001	197
6. Shawne Merriman, 2002-03	170
7. James Shaffer, 1976-79	153
8. Gurnest Brown, 1979-82	149
9. Adrian Moten, 2007-10	145
10. Randy Starks, 2001-03	143
Eric Ogbogu, 1994-97	143
Ted Chapman, 1984-86	143

## Season TFL Yards (since '74)

1. Randy White (Sr.), 1974	122
2. Charles Johnson (Sr.), 1978	119
3. Marcus Whitfield (Sr.), 2013	109
4. Marlin Van Horn (Jr.), 1978	101
5. Mark Duda (Sr.), 1982	94
6. Mike Corvino (Jr.), 1981	91
7. Shawne Merriman (So.), 2004	87
8. E.J. Henderson (Sr.), 2002	86
Bruce Mesner (Sr.), 1986	86
10. James Shaffer (Sr.), 1979	84
<b>11. Andre Monroe (Sr.), 2014</b>	<b>82</b>
12. Bruce Palmer (Sr.), 1978	81

## Career Sacks (since 1969)

<b>1. Andre Monroe, 2010-</b>	<b>24</b>
Mike Corvino, 1979-82	24
3. Shawne Merriman, 2002-04	22
4. Mark Duda, 1979-82	19
Charles Johnson, 1976-78	19
Bruce Palmer, 1976-78	19
7. Eric Ogbogu, 1994-97	18.5
8. E.J. Henderson, 1999-2002	18
Bruce Mesner, 1983-86	18
Gurnest Brown, 1979-82	18
Randy Starks, 2001-03	17.5
12. Joe Campbell, 1973-76	17
Adrian Moten, 2007-10	15.5
14. Aaron Thompson, 1998-2001	15
Jack Bradford, 1987-90	15
Ernie Salley, 1974-77	15

## Season Sacks (since 1969)

1. Mark Duda (Sr.), 1982	13
Bruce Palmer (Sr.), 1978	13
3. Bruce Mesner (Jr.), 1985	12
Charles Johnson (Sr.), 1978	12
Randy White (Sr.), 1974	12
6. Mike Corvino (Jr.), 1981	11
Marlin Van Horn (Sr.), 1979	11
8. Kris Jenkins (Sr.), 2000	10
Gurnest Brown (Jr.), 1981	10
Jack Bradford (Sr.), 1990	10
<b>11. Andre Monroe (Sr.), 2014</b>	<b>9.5</b>
<b>Andre Monroe (Jr.), 2013</b>	<b>9.5</b>
13. Marcus Whitfield (Sr.), 2013	9.0
14. Shawne Merriman (So.), 2003	8.5
Shawne Merriman (Jr.), 2004	8.5
E.J. Henderson (Sr.), 2002	8.5

## Season Forced Fumbles (since 1987)

1. Joel Goode, 1987	6
2. Darin Drakeford, 2011	4
Kenny Tate, 2010	4
Milton Harris, 2005	4
5. Adrian Moten, 2007	3
Moise Fokou, 2007	3
Erin Henderson, 2006	3
Shawne Merriman, 2004	3
E.J. Henderson, 2002	3
Rod Little, 2001	3
Aaron Thompson, 2000	3
Rod Little, 2000	3
Eric Barton, 1998	3
Eric Ogbogu, 1998	3
Chad Wiestling, 1992	3
Lubo Zizakovich, 1990	3
<b>Cole Farrand, 2012</b>	<b>3</b>

## Career Interceptions

1. Tom Brown, 1960-62	17
2. Lendell Jones, 1980-83	14
3. Bob Sullivan, 1962-63	13
4. A.J. Johnson, 1993-96	12
Bob Smith, 1972-74	12
Bernie Faloney, 1951-53	12
7. Curome Cox, 2000-02	10
Lewis Sanders, 1996-99	10
Howard Eubanks, 1979-82	10
Lloyd Burruss, 1976-80	10
Ralph Lary, 1977-80	10
Ken Schroy, 1972-74	10
13. Tony Jackson, 1997-2001	9
Shawn Forte, 1998-2000	9
Keeta Covington, 1983-86	9
Clarence Baldwin, 1981-83	9
Jim Brechbiel, 1972-75	9
Wally Stalaker, 1967-69	9
Joe Horning, 1951-54	9

## Season Interceptions

1. Bob Sullivan (Sr.), 1965	10
2. Tom Brown (Jr.), 1961	8
3. Clarence Baldwin (Sr.), 1983	7
Lendell Jones (Jr.), 1982	7
Ralph Lary (Jr.), 1979	7
Bob Smith (So.), 1972	7
<b>7. William Likely (So.), 2014</b>	<b>6</b>
Tony Jackson (Sr.), 2001	6
Lewis Sanders (Jr.), 1999	6
A.J. Johnson (Jr.), 1995	6
Keeta Covington (Jr.), 1985	6
Larry Marshall (Sr.), 1971	6
Tom Brown (Sr.), 1962	6
Bernie Faloney (Sr.), 1953	6
Joe Horning (Fr.), 1951	6
15. 10 players	5
(last time: Domonique Foxworth (So.), 2002)	

## Single-Game Interceptions

1. Lendell Jones vs. Duke, 1982	4
---------------------------------	---

## Career Interception Return Yards

1. Tom Brown, 1960-62	275
2. Alex Wujciak, 2008-10	238
3. Joe Horning, 1951-54	222
4. Bill McFadden, 1979-82	212
5. Bernie Faloney, 1950-53	207
6. Randall Jones, 1998-2001	177
7. Lloyd Burruss, 1976-80	173
<b>8. William Likely, 2013-</b>	<b>170</b>
9. Jim LaRue, 1947-49	168
10. Ernie Arizzi, 1961-63	166
11. Ken Schroy, 1972-74	165
12. Frank Tamburello, 1954-55	161
13. Ralph Lary, 1977-80	160
14. Curome Cox, 2000-03	153
15. Joe Petruzzo, 1950-51	143

## Season Interception Return Yards

<b>1. William Likely (So.), 2014</b>	<b>170</b>
2. Alex Wujciak (Jr.), 2009	152
3. Joe Horning (Fr.), 1951	147
4. Frank Tamburello (So.), 1954	140
5. Cliff Crosby (Sr.), 1998	133
6. Larry Marshall (Sr.), 1971	131
7. Tom Brown (Sr.), 1962	122
8. Eddie Tomlin (Sr.), 1989	120
9. Shawn Forte (Sr.), 2000	114
10. Bill McFadden (Jr.), 1981	112
11. Dickie Lewis (So.), 1956	111
12. Jim LaRue (Sr.), 1949	103
13. Ralph Lary (Jr.), 1979	102
Joe Petruzzo (So.), 1950	102
15. Cameron Chism (Sr.), 2011	100

2014 TEAM STATISTICS

Team Statistics	UMD	OPP
SCORING	311	306
Points Per Game	28.3	27.8
Points Off Turnovers	151	223
FIRST DOWNS	195	245
Rushing	76	120
Passing	101	107
Penalty	18	18
RUSHING YARDAGE	1286	2275
Yards gained rushing	1615	2603
Yards lost rushing	329	328
Rushing Attempts	365	504
Average Per Rush	3.5	4.5
Average Per Game	116.9	206.8
TDs Rushing	16	19
PASSING YARDAGE	2463	2491
Comp-Att-Int	199-367-13	207-388-9
Average Per Pass	6.7	6.4
Average Per Catch	12.4	12.0
Average Per Game	223.9	226.5
TDs Passing	17	13
TOTAL OFFENSE	3749	4766
Total Plays	732	892
Average Per Play	5.1	5.3
Average Per Game	340.8	433.3
KICK RETURNS: #-Yards	32-800	37-792
PUNT RETURNS: #-Yards	20-264	26-233
INT RETURNS: #-Yards	9-172	13-122
KICK RETURN AVERAGE	25.0	21.4
PUNT RETURN AVERAGE	13.2	9.0
INT RETURN AVERAGE	19.1	9.4
FUMBLES-LOST	17-8	18-10
PENALTIES-Yards	62-566	73-619
Average Per Game	51.5	56.3
PUNTS-Yards	76-3077	63-2497
Average Per Punt	40.5	39.6
Net punt average	35.3	32.6
KICKOFFS-Yards	65-4082	59-3671
Average Per Kick	62.8	62.2
Net kick average	40.2	38.1
TIME OF POSSESSION/Game	27:18	32:42
3RD-DOWN Conversions	48/158	75/197
3rd-Down Pct	30%	38%
4TH-DOWN Conversions	7/11	12/25
4th-Down Pct	64%	48%
SACKS BY-Yards	30-226	30-178
MISC YARDS	1	0
TOUCHDOWNS SCORED	37	35
FIELD GOALS-ATTEMPTS	17-17	20-27
ON-SIDE KICKS	0-1	1-3
RED-ZONE SCORES	(27-30) 90%	(36-45) 80%
RED-ZONE TOUCHDOWNS	(19-30) 63%	(23-45) 51%
PAT-ATTEMPTS	(36-36) 100%	(34-34) 100%
ATTENDANCE	245211	399761
Games/Avg Per Game	5/49042	6/66627
Neutral Site Games		0/0



Score by Quarters	1st	2nd	3rd	4th	OT	Total
Maryland	58	101	49	103	0	311
Opponents	80	90	58	78	0	306

2014 INDIVIDUAL STATISTICS

Rushing	gp-gs	att	gain	loss	net	avg	td	lg	avg/g
Brown, C.J.	11-11	135	682	220	462	3.4	6	75	42.0
Brown, Wes	10-2	88	331	32	299	3.4	5	33	29.9
Ross, Brandon	11-8	67	315	36	279	4.2	2	23	25.4
Veii, Jacquille	11-3	18	99	0	99	5.5	2	23	9.0
Reid, Albert	4-1	16	62	1	61	3.8	1	12	15.2
Goins, Kenneth	11-4	12	49	5	44	3.7	0	16	4.0
Diggs, Stefon	9-9	5	31	3	28	5.6	0	12	3.1
Hills, Perry	3-0	3	15	0	15	5.0	0	12	5.0
Long, Deon	11-11	1	9	0	9	9.0	0	9	0.8
Rowe, Caleb	4-0	13	22	19	3	0.2	0	5	0.8
Team	8-0	7	0	13	-13	-1.9	0	0	-1.6
Total	11	365	1615	329	1286	3.5	16	75	116.9
Opponents	11	504	2603	328	2275	4.5	19	60	206.8

Passing	gp-gs	effic	comp-att-int	pct	yds	td	lg	avg/g
Brown, C.J.	11-11	111.19	160-303-9	52.8	1888	11	90	171.6
Rowe, Caleb	4-0	154.77	34-54-4	63.0	489	5	60	122.2
Hills, Perry	3-0	155.24	5-10-0	50.0	86	1	53	28.7
Total	11	118.80	199-367-13	54.2	2463	17	90	223.9
Opponents	11	113.70	207-388-9	53.4	2491	13	62	226.5

Receiving	gp-gs	no.	yds	avg	td	lg	avg/g
Diggs, Stefon	9-9	52	654	12.6	5	77	72.7
Long, Deon	11-11	42	489	11.6	1	50	44.5
Leak, Marcus	11-6	20	297	14.9	3	46	27.0
Brown, Wes	10-2	17	157	9.2	0	38	15.7
Ross, Brandon	11-8	14	212	15.1	2	90	19.3
Veii, Jacquille	11-3	13	198	15.2	1	60	18.0
Winfree, Juwann	7-0	10	144	14.4	2	31	20.6
Etta-Tawo, Amba	11-4	8	133	16.6	0	36	12.1
Goins, Kenneth	11-4	7	54	7.7	1	17	4.9
Reid, Albert	4-1	6	51	8.5	0	20	12.8
Adams, Daniel	2-0	2	39	19.5	1	20	19.5
Hayward, Derrick	10-1	2	25	12.5	0	27	2.5
Gallo, P.J.	11-2	2	13	6.5	1	11	1.2
Isaacs, Andrew	4-3	2	3	1.5	0	3	0.8
Culmer, Malcolm	7-0	1	5	5.0	0	5	0.7
Brown, C.J.	11-11	1	-11	-11.0	0	0	-1.0
Total	11	199	2463	12.4	17	90	223.9
Opponents	11	207	2491	12.0	13	62	226.5

Punt Returns	no.	yds	avg	td	lg
Likely, William	18	215	11.9	1	69
Nixon, Anthony	1	12	12.0	0	0
Team	1	37	37.0	0	0
Thompson, Avery	0	0	0.0	1	0
Total	20	264	13.2	2	69
Opponents	26	233	9.0	0	32

Interceptions	no.	yds	avg	td	lg
Likely, William	6	170	28.3	2	88
Nixon, Anthony	1	2	2.0	0	2
Johnson, Jeremiah	1	0	0.0	0	0
Hill, Alvin	1	0	0.0	0	0
Total	9	172	19.1	2	88
Opponents	13	122	9.4	2	22

Kick Returns	no.	yds	avg	td	lg
Diggs, Stefon	20	478	23.9	0	59
Likely, William	8	259	32.4	0	52
Veii, Jacquille	2	33	16.5	0	20
Riddle, Joe	1	16	16.0	0	16
Lane, DeAndre	1	14	14.0	0	14
Total	32	800	25.0	0	59
Opponents	37	792	21.4	0	38

Fumble Returns	no.	yds	avg	td	lg
Farrand, Cole	1	6	6.0	0	6
Total	1	6	6.0	0	6
Opponents	1	21	21.0	1	21

2014 INDIVIDUAL STATISTICS

Scoring	td	fg	PAT			dxp	saf	pts	Total Offense						
			kick	rush	rcv				pass	g	plays	rush	pass	total	avg/g
Craddock, Brad	-	17-17	36-36	-	-	-	-	87	Brown, C.J.	11	438	462	1888	2350	213.6
Brown, C.J.	6	-	-	-	-	1-1	-	36	Rowe, Caleb	4	67	3	489	492	123.0
Diggs, Stefon	5	-	-	-	-	-	-	30	Brown, Wes	10	88	299	0	299	29.9
Brown, Wes	5	-	-	-	-	-	-	30	Ross, Brandon	11	67	279	0	279	25.4
Ross, Brandon	4	-	-	-	-	-	-	24	Hills, Perry	3	13	15	86	101	33.7
Veii, Jacquille	3	-	-	-	-	-	-	18	Veii, Jacquille	11	18	99	0	99	9.0
Likely, William	3	-	-	-	-	-	-	18	Reid, Albert	4	16	61	0	61	15.2
Leak, Marcus	3	-	-	-	-	-	-	18	Goins, Kenneth	11	12	44	0	44	4.0
Winfree, Juwann	2	-	-	-	-	-	-	12	Diggs, Stefon	9	5	28	0	28	3.1
Adams, Daniel	1	-	-	-	-	-	-	6	Long, Deon	11	1	9	0	9	0.8
Reid, Albert	1	-	-	-	-	-	-	6	Team	8	7	-13	0	-13	-1.6
Gallo, P.J.	1	-	-	-	-	-	-	6	Total	11	732	1286	2463	3749	340.8
Long, Deon	1	-	-	-	-	-	-	6	Opponents	11	892	2275	2491	4766	433.3
Thompson, Avery	1	-	-	-	-	-	-	6							
Goins, Kenneth	1	-	-	-	-	-	-	6							
Hayward, Derrick	-	-	-	-	1	-	-	2							
Total	37	17-17	36-36	-	1	1-1	-	311							
Opponents	35	20-27	34-34	0-1	-	-	-	306							

Field Goals	fg	pct.	01-19	20-29	30-39	40-49	50-99	lg	blk	Punting	no.	yds	avg	lg	tb	fc	i20	50+	blk
Craddock, Brad	17-17	100.0	0-0	3-3	4-4	9-9	1-1	57	0	Renfro, Nathan	75	3077	41.0	64	8	21	20	11	0
Team										Team	1	0	0.0	0	0	0	0	0	1
James Madison	(49)									Total	76	3077	40.5	64	8	21	20	11	1
USF	(23)				(35),54					Opponents	63	2497	39.6	69	9	21	19	10	2
West Virginia	(46),(41),(30)				43,(47)					Kickoffs	no.	yds	avg	tb	ob	retn	net	ydln	
Syracuse	(31),(44)				(35),(49),25					Craddock, Brad	65	4082	62.8	27	1				
Indiana	(48),(30),(48)				(38),(48),(58),54					Total	65	4082	62.8	27	1	21.4	40.2	24	
Ohio State	(57)				48,(28)					Opponents	59	3671	62.2	25	2	25.0	38.1	26	
Iowa	(41)				(24)					All Purpose	g	rush	rcv	pr	kr	ir	total	avg/g	
Wisconsin	-				(36)					Diggs, Stefon	9	28	654	0	478	0	1160	128.9	
Penn State	(25),(43)				(47),(25),(46),(48)					Likely, William	11	0	0	215	259	170	644	58.5	
Michigan State	-				(22),(34),(35),47					Long, Deon	11	9	489	0	0	0	498	45.3	
Michigan	(38),(41),(21)				(22),(33),(26),39					Ross, Brandon	11	279	212	0	0	0	491	44.6	

Numbers in (parentheses) indicate field goal was made.

All Purpose	g	rush	rcv	pr	kr	ir	total	avg/g
Diggs, Stefon	9	28	654	0	478	0	1160	128.9
Likely, William	11	0	0	215	259	170	644	58.5
Long, Deon	11	9	489	0	0	0	498	45.3
Ross, Brandon	11	279	212	0	0	0	491	44.6
Brown, Wes	10	299	157	0	0	0	456	45.6
Brown, C.J.	11	462	-11	0	0	0	451	41.0
Veii, Jacquille	11	99	198	0	33	0	330	30.0
Leak, Marcus	11	0	297	0	0	0	297	27.0
Winfree, Juwann	7	0	144	0	0	0	144	20.6
Etta-Tawo, Amb	11	0	133	0	0	0	133	12.1
Reid, Albert	4	61	51	0	0	0	112	28.0
Goins, Kenneth	11	44	54	0	0	0	98	8.9
Adams, Daniel	2	0	39	0	0	0	39	19.5
Hayward, Derric	10	0	25	0	0	0	25	2.5
Team	8	-13	0	37	0	0	24	3.0
Riddle, Joe	10	0	0	0	16	0	16	1.6
Hills, Perry	3	15	0	0	0	0	15	5.0
Lane, DeAndre	1	0	0	0	14	0	14	14.0
Nixon, Anthony	11	0	0	12	0	2	14	1.3
Gallo, P.J.	11	0	13	0	0	0	13	1.2
Culmer, Malcolm	7	0	5	0	0	0	5	0.7
Rowe, Caleb	4	3	0	0	0	0	3	0.8
Isaacs, Andrew	4	0	3	0	0	0	3	0.8
Total	11	1286	2463	264	800	172	4985	453.2

2014 DEFENSIVE STATISTICS

#	Defensive Leaders	gp-gs	Tackles				Sacks no-yds	Pass defense			Fumbles		blkd	
			ua	a	tot	tfl/yds		int-yds	brup	qbh	rcv-yds	ff	kick	saf
47	Farrand, Cole	11-9	56	45	101	5.0-11	.	.	7	.	1-6	.	.	.
21	Davis, Sean	11-11	71	29	100	3.0-11	.	.	8	.	.	.	.	.
53	Goree, L.A.	10-10	56	29	85	2.0-1	.	.	.	.	2-0	.	.	.
4	Likely, William	11-11	53	11	64	4.0-26	1.0-15	6-170	8	.	.	1	.	.
93	Monroe, Andre	11-10	34	21	55	12.0-82	9.5-71	.	.	.	1	.	.	.
20	Nixon, Anthony	11-11	26	22	48	0.5-6	0.5-6	1-2	3	.	1-0	.	1	.
97	Kilgo, Darius	11-11	27	12	39	8.0-31	2.0-16	.	1	.	3-0	.	1	.
91	Bowers, Keith	11-8	23	14	37	4.5-10	1.5-2	.	.	.	.	.	.	.
7	Ngakoue, Yannick	11-10	22	11	33	13.0-79	6.0-49	.	2	1	.	1	.	.
14	Johnson, Jeremiah	11-5	25	7	32	1.0-1	.	1-0	4	.	.	1	.	.
35	Twine, Alex	9-3	23	8	31	1.0-1	.	.	2	.	1-0	1	.	.
40	Robinson, Matt	6-6	18	11	29	1.5-2	.	.	5	.	.	.	.	.
23	Carter, Jermaine	11-0	17	7	24	.	.	.	.	.	.	2	.	.
43	Brooks, Jalene	11-4	12	8	20	.	.	.	2	.	.	.	.	.
51	Cudjoe-Virgil, Y.	8-2	12	7	19	2.5-16	2.0-15	.	4	2	.	.	.	.
77	Myers, Spencer	11-0	9	9	18	2.5-7	0.5-3	.	.	.	.	.	.	.
22	Dancel, Zach	8-1	9	5	14	1.0-2	.	.	2	.	.	.	.	.
41	Aniebonam, Jesse	11-0	4	9	13	1.0-3	0.5-3	.	1	.	.	.	.	.
27	Hill, Alvin	4-4	8	5	13	.	.	1-0	3	.	.	.	.	.
90	Braglio, Roman	11-1	6	3	9	2.5-14	2.5-14	.	.	.	1-0	.	.	.
99	Jefferson, Quinton	3-3	4	4	8	1.0-10	1.0-10	.	.	.	.	.	.	.
32	Ross, Jarrett	10-0	7	.	7	.	.	.	1	.	.	.	.	.
39	Walker, Cavon	2-0	5	1	6	.	.	.	1	.	.	.	.	.
37	Thompson, Avery	11-0	4	1	5	.	.	.	.	.	.	1	.	.
30	Goins, Kenneth	11-4	3	1	4	.	.	.	.	.	.	.	.	.
34	Veii, Jacquille	11-3	2	2	4	.	.	.	.	.	1-0	.	.	.
46	Logan, Abner	5-0	3	1	4	.	.	.	.	.	.	.	.	.
67	Shaw, David	5-1	1	2	3	1.0-3	1.0-3	.	.	.	.	.	.	.
88	Gallo, P.J.	11-2	2	.	2	.	.	.	.	.	.	.	.	.
29	Riddle, Joe	10-0	1	1	2	.	.	.	.	.	.	.	.	.
95	Ukandu, Azubuike	2-0	2	.	2	.	.	.	.	.	.	.	.	.
48	Hayward, Derrick	10-1	1	1	2	.	.	.	.	.	.	.	.	.
5	Reid, Albert	4-1	2	.	2	.	.	.	.	.	.	.	.	.
76	Dunn, Michael	11-11	2	.	2	.	.	.	.	.	.	.	.	.
15	Craddock, Brad	11-0	1	1	2	.	.	.	.	.	.	.	.	.
82	Leak, Marcus	11-6	1	.	1	.	.	.	.	.	.	1	.	.
5L	Adams, Nate	5-0	1	.	1	.	.	.	.	.	.	.	.	.
6	Long, Deon	11-11	1	.	1	.	.	.	.	.	.	.	.	.
98	Murphy, Clarence	1-0	1	.	1	.	.	.	.	.	.	.	.	.
18	Renfro, Nathan	11-0	1	.	1	.	.	.	.	.	.	.	.	.
TM	Team	8-0	1	.	1	1.0-7	1.0-7	.	.	.	.	.	1	.
4R	Brown, Wes	10-2	1	.	1	.	.	.	.	.	.	.	.	.
16	Brown, C.J.	11-11	1	.	1	.	.	.	.	.	.	.	.	.
Total		11	559	288	847	68-323	30-226	9-172	54	3	10-6	9	3	.
Opponents		11	437	220	657	70-295	30-178	13-122	38	6	8-21	12	1	1

2014 GAME-BY-GAME STARTERS

Offense

GAME	TE/RB	Left Tackle	Left Guard	Center	Right Guard	Right Tackle	WR	Quarterback	TB	WR	WR
James Madison	Isaacs <sup>2</sup>	Dunn <sup>14</sup>	Altamirano <sup>1</sup>	Conaboy <sup>23</sup>	Zeller <sup>8</sup>	Doyle <sup>14</sup>	T. Jacobs <sup>1</sup>	Brown <sup>17</sup>	B. Ross <sup>18</sup>	Long <sup>7</sup>	Diggs <sup>15</sup>
at South Florida	Goins <sup>5</sup>	Dunn <sup>15</sup>	Altamirano <sup>2</sup>	Conaboy <sup>24</sup>	Zeller <sup>9</sup>	Doyle <sup>15</sup>	Leak <sup>10</sup>	Brown <sup>18</sup>	B. Ross <sup>19</sup>	Long <sup>8</sup>	Diggs <sup>16</sup>
West Virginia	Isaacs <sup>3</sup>	Dunn <sup>16</sup>	Altamirano <sup>3</sup>	Conaboy <sup>25</sup>	Zeller <sup>10</sup>	Doyle <sup>16</sup>	Leak <sup>11</sup>	Brown <sup>19</sup>	Reid <sup>4</sup>	Long <sup>9</sup>	Diggs <sup>17</sup>
at Syracuse	Isaacs <sup>4</sup>	Dunn <sup>17</sup>	Altamirano <sup>4</sup>	Conaboy <sup>26</sup>	Zeller <sup>11</sup>	Doyle <sup>17</sup>	Leak <sup>12</sup>	Brown <sup>20</sup>	B. Ross <sup>20</sup>	Long <sup>10</sup>	Diggs <sup>18</sup>
at Indiana	Gallo <sup>1</sup>	Dunn <sup>18</sup>	Altamirano <sup>5</sup>	Conaboy <sup>27</sup>	Zeller <sup>12</sup>	Doyle <sup>18</sup>	Leak <sup>13</sup>	Brown <sup>21</sup>	B. Ross <sup>21</sup>	Long <sup>11</sup>	Diggs <sup>19</sup>
Ohio State	Gallo <sup>2</sup>	Dunn <sup>19</sup>	Altamirano <sup>6</sup>	Conaboy <sup>28</sup>	Zeller <sup>13</sup>	Doyle <sup>19</sup>	Leak <sup>14</sup>	Brown <sup>22</sup>	B. Ross <sup>22</sup>	Long <sup>12</sup>	Diggs <sup>20</sup>
Iowa	Goins <sup>6</sup>	Dunn <sup>20</sup>	Altamirano <sup>7</sup>	Conaboy <sup>29</sup>	Zeller <sup>14</sup>	Doyle <sup>20</sup>	Leak <sup>15</sup>	Brown <sup>23</sup>	B. Ross <sup>23</sup>	Long <sup>13</sup>	Diggs <sup>21</sup>
at Wisconsin	Goins <sup>7</sup>	Dunn <sup>21</sup>	Altamirano <sup>8</sup>	Conaboy <sup>30</sup>	Zeller <sup>15</sup>	Doyle <sup>21</sup>	Etta Tawo <sup>7</sup>	Brown <sup>24</sup>	B. Ross <sup>24</sup>	Long <sup>14</sup>	Diggs <sup>22</sup>
at Penn State	Veji <sup>1</sup>	Dunn <sup>22</sup>	Altamirano <sup>9</sup>	Conaboy <sup>31</sup>	Zeller <sup>16</sup>	Doyle <sup>22</sup>	Etta Tawo <sup>8</sup>	Brown <sup>25</sup>	B. Ross <sup>25</sup>	Long <sup>15</sup>	Diggs <sup>23</sup>
Michigan State	Heyward <sup>1</sup>	Dunn <sup>23</sup>	Altamirano <sup>10</sup>	Conaboy <sup>32</sup>	Zeller <sup>17</sup>	Doyle <sup>23</sup>	Etta Tawo <sup>9</sup>	Brown <sup>26</sup>	W. Brown <sup>3</sup>	Long <sup>16</sup>	Veji <sup>2</sup>
at Michigan	Goins <sup>8</sup>	Wheeler <sup>1</sup>	Altamirano <sup>11</sup>	Conaboy <sup>33</sup>	Zeller <sup>18</sup>	Dunn <sup>24</sup>	Etta Tawo <sup>10</sup>	Brown <sup>27</sup>	W. Brown <sup>4</sup>	Long <sup>17</sup>	Veji <sup>3</sup>
Rutgers	-	-	-	-	-	-	-	-	-	-	-

Defense

GAME	Def. End	DT	Def. End	OLB	ILB	ILB	OLB	Cornerback	Safety/DT	Safety	Cornerback
James Madison	Jefferson <sup>14</sup>	Kilgo <sup>24</sup>	Monroe <sup>9</sup>	Robinson <sup>20</sup>	Twine <sup>12</sup>	Goree <sup>21</sup>	Ngakoue <sup>1</sup>	Likely <sup>12</sup>	Davis <sup>16</sup>	Nixon <sup>17</sup>	Hill <sup>3</sup>
at South Florida	Jefferson <sup>15</sup>	Kilgo <sup>25</sup>	Monroe <sup>10</sup>	Robinson <sup>21</sup>	Farrand <sup>20</sup>	Goree <sup>22</sup>	Ngakoue <sup>2</sup>	Likely <sup>13</sup>	Davis <sup>17</sup>	Nixon <sup>18</sup>	Hill <sup>4</sup>
West Virginia	Jefferson <sup>16</sup>	Kilgo <sup>26</sup>	Monroe <sup>11</sup>	Robinson <sup>22</sup>	Farrand <sup>21</sup>	Twine <sup>13</sup>	Ngakoue <sup>3</sup>	Likely <sup>14</sup>	Davis <sup>18</sup>	Nixon <sup>19</sup>	Hill <sup>5</sup>
at Syracuse	Bowers <sup>22</sup>	Kilgo <sup>27</sup>	Monroe <sup>12</sup>	Brooks <sup>1</sup>	Twine <sup>14</sup>	Goree <sup>23</sup>	Ngakoue <sup>4</sup>	Likely <sup>15</sup>	Davis <sup>19</sup>	Nixon <sup>20</sup>	Hill <sup>6</sup>
at Indiana	Bowers <sup>23</sup>	Kilgo <sup>28</sup>	Monroe <sup>13</sup>	Brooks <sup>2</sup>	Farrand <sup>22</sup>	Goree <sup>24</sup>	Ngakoue <sup>5</sup>	Likely <sup>16</sup>	Davis <sup>20</sup>	Nixon <sup>21</sup>	Johnson <sup>15</sup>
Ohio State	Bowers <sup>24</sup>	Kilgo <sup>29</sup>	Monroe <sup>14</sup>	Brooks <sup>3</sup>	Farrand <sup>23</sup>	Goree <sup>25</sup>	Ngakoue <sup>6</sup>	Likely <sup>17</sup>	Davis <sup>21</sup>	Nixon <sup>22</sup>	Johnson <sup>16</sup>
Iowa	Bowers <sup>25</sup>	Kilgo <sup>30</sup>	Monroe <sup>15</sup>	Robinson <sup>23</sup>	Farrand <sup>24</sup>	Goree <sup>26</sup>	Ngakoue <sup>7</sup>	Likely <sup>18</sup>	Davis <sup>22</sup>	Nixon <sup>23</sup>	Johnson <sup>17</sup>
at Wisconsin	Bowers <sup>26</sup>	Kilgo <sup>31</sup>	Monroe <sup>16</sup>	Cudjoe-Virgil <sup>2</sup>	Farrand <sup>25</sup>	Goree <sup>27</sup>	Ngakoue <sup>8</sup>	Likely <sup>19</sup>	Davis <sup>23</sup>	Nixon <sup>24</sup>	Johnson <sup>18</sup>
at Penn State	Bowers <sup>27</sup>	Kilgo <sup>32</sup>	Monroe <sup>17</sup>	Brooks <sup>4</sup>	Farrand <sup>26</sup>	Goree <sup>28</sup>	Ngakoue <sup>9</sup>	Likely <sup>20</sup>	Shaw <sup>1</sup>	Nixon <sup>25</sup>	Davis <sup>24</sup>
Michigan State	Bowers <sup>28</sup>	Kilgo <sup>33</sup>	Monroe <sup>18</sup>	Robinson <sup>24</sup>	Farrand <sup>27</sup>	Goree <sup>29</sup>	Ngakoue <sup>10</sup>	Likely <sup>21</sup>	Dancel <sup>1</sup>	Nixon <sup>26</sup>	Davis <sup>25</sup>
at Michigan	Bowers <sup>29</sup>	Kilgo <sup>34</sup>	Braglio <sup>2</sup>	Robinson <sup>25</sup>	Farrand <sup>28</sup>	Goree <sup>30</sup>	Cudjoe-Virgil <sup>3</sup>	Likely <sup>22</sup>	Davis <sup>26</sup>	Nixon <sup>27</sup>	Johnson <sup>19</sup>
Rutgers	-	-	-	-	-	-	-	-	-	-	-

Class Starters by Game (includes punter & place-kicker)

GAME	Graduate	Seniors	Juniors	Sophomores	Redshirt Freshmen	True Freshmen	Total
James Madison	1	7	10	5	1 (T. Jacobs)	0	24
at South Florida	1	7	11	5	0	0	24
West Virginia	1	7	11	5	0	0	24
at Syracuse	1	8	10	4	1 (Brooks)	0	24
at Indiana	1	9	9	4	1 (Brooks)	0	24
Ohio State	1	9	9	4	1 (Brooks)	0	24
Iowa	1	10	9	4	0	0	24
at Wisconsin	1	10	8	5	0	0	24
at Penn State	1	8	8	5	1 (Brooks)	1 (Shaw)	24
Michigan State	1	9	7	6	1 (Heyward)	0	24
at Michigan	1	11	5	7	0	0	24
Rutgers	-	-	-	-	-	-	-

Terrapin Playing-Experience Superlatives

	Offense	Defense
Most overall starts, career —	32, Sal Conaboy (C) 26, C.J. Brown (QB),	33, Darius Kilgo (NT) 29, L.A. Goree (LB)
Most overall starts, 2014 —	11, 6 players tied	11, 4 players tied
Most consecutive starts, career —	25, Sal Conaboy (C) 24, Matt Dunn (OL)	23, Sean Davis (S) 21, Darius Kilgo (NT)
Most consecutive starts, 2014 —	11, 6 players tied	11, 4 players tied

2014 GAME-BY-GAME PARTICIPATION

GRADUATE (1)	JMU	USF	WV	SU	IU	OSU	IA	WI	PSU	MSU	MI	RU
16 C. Brown QB	S	S	S	S	S	S	S	S	S	S	S	-
<b>Class Participation</b>	<b>1-1</b>	<b>1-1</b>	<b>1-1</b>	<b>1-1</b>	<b>1-1</b>	<b>1-1</b>	<b>1-1</b>	<b>1-1</b>	<b>1-1</b>	<b>1-1</b>	<b>1-1</b>	<b>-</b>

SENIORS (20)	JMU	USF	WV	SU	IU	OSU	IA	WI	PSU	MSU	MI	RU
6 Long WR	S	S	S	S	S	S	S	S	S	S	S	-
14 Johnson DB	x	x	x	x	S	S	S	S	x	x	S	-
19 Hendy DB	susp	susp	susp	susp	susp	susp	susp	susp	susp	susp	susp	-
29 Tart PK/P	x	x	x	x	x	x	x	x	x	x	x	-
33 Washington DB	dnp	dnt	dnt	dnt	dnt	dnp	dnp	dnp	dnp	dnp	dnp	-
35 Twine LB	S	x	S	S	dnp	dnp	x	x	x	x	x	-
38 Conteh DB	dnp	dnt	dnp	dnt	dnt	dnp	dnp	dnt	dnp	dnt	dnp	-
40 Robinson LB	S	S	S	dnp	dnp	dnp	S	dnp	dnp	S	S	-
47 Farrand LB	x	S	S	x	S	S	S	S	S	S	S	-
49 Cierski FB	x	x	x	x	x	x	x	x	x	x	x	-
51 Cudjoe Virgil LB	dnp	dnp	dnp	x	x	x	x	S	x	x	S	-
53 Goree LB	S	S	dnp	S	S	S	S	S	S	S	S	-
61 Wheeler OL	x	x	x	x	x	x	x	x	x	x	S	-
65 Conaboy OL	S	S	S	S	S	S	S	S	S	S	S	-
68 Altamirano OL	S	S	S	S	S	S	S	S	S	S	S	-
71 Schmitt OL	dnp	dnt	dnp	dnt	dnt	dnp	dnt	dnt	dnp	dnt	dnp	-
77 Myers DL	x	x	x	x	x	x	x	x	x	x	x	-
91 Bowers DL	x	x	x	S	S	S	S	S	S	S	S	-
93 Monroe DL	S	S	S	S	S	S	S	S	S	S	x	-
97 Kilgo DL	S	S	S	S	S	S	S	S	S	S	S	-
98 Murphy DL	dnp	dnp	x	dnp	dnp	dnp	dnp	dnp	dnp	dnp	dnp	-
<b>Class Participation</b>	<b>14-7</b>	<b>14-7</b>	<b>14-7</b>	<b>14-7</b>	<b>14-9</b>	<b>14-9</b>	<b>16-10</b>	<b>15-10</b>	<b>15-8</b>	<b>16-9</b>	<b>16-11</b>	<b>-</b>

JUNIORS (21)	JMU	USF	WV	SU	IU	OSU	IA	WI	PSU	MSU	MI	RU
1 Diggs WR	S	S	S	S	S	S	S	S	S	dnp	dnp	-
5 Reid RB	x	x	S	x	dnp	dnp	dnp	dnp	dnp	dnp	dnp	-
7 Rowe QB	x	dnp	x	dnp	x	x	dnp	dnt	dnt	dnp	dnp	-
8 L. Jacobs WR	susp	susp	susp	susp	susp	susp	susp	susp	susp	susp	susp	-
11 Conyers DB	dnp	dnt	dnp	dnt	dnt	dnp	dnp	dnt	dnt	dnp	dnp	-
15 Craddock PK	S	S	S	S	S	S	S	S	S	S	S	-
18 Renfro P	S	S	S	S	S	S	S	S	S	S	S	-
20 Nixon DB	S	S	S	S	S	S	S	S	S	S	S	-
21 Davis DB	S	S	S	S	S	S	S	S	S	S	S	-
22 Dancel DB	x	x	x	x	x	dnp	dnp	dnt	x	S	x	-
26 Clark DB	dnp	dnt	dnp	dnt	dnp	x	dnp	dnp	dnp	dnp	x	-
27 Hill DB	S	S	S	S	dnt	dnp	dnp	dnt	dnt	dnp	dnt	-
37 Thompson LB	x	x	x	x	x	x	x	x	x	x	x	-
45 B. Ross RB	S	S	x	S	S	S	S	S	S	x	x	-
50 Mulrooney OL	dnp	dnt	dnp	dnp	dnp	dnp	dnp	x	dnp	dnp	dnp	-
55 Doyle OL	S	S	S	S	S	S	S	S	S	S	x	-
60 Grommer OL	x	dnp	dnp	dnp	dnp	dnp	dnp	dnp	dnp	dnp	dnp	-
66 Zeller OL	S	S	S	S	S	S	S	S	S	S	S	-
80 Adams WR	dnp	dnt	dnp	dnt	dnp	dnp	dnp	dnp	dnp	x	x	-
82 Leak WR	x	S	S	S	S	S	S	x	x	x	x	-
99 Jefferson DL	S	S	S	dnp	dnt	dnp	dnp	dnt	dnt	dnp	dnt	-
<b>Class Participation</b>	<b>16-10</b>	<b>14-11</b>	<b>15-11</b>	<b>13-10</b>	<b>12-9</b>	<b>12-9</b>	<b>10-9</b>	<b>10-8</b>	<b>11-8</b>	<b>11-7</b>	<b>12-5</b>	<b>-</b>

R-SOPHOMORES (3)	JMU	USF	WV	SU	IU	OSU	IA	WI	PSU	MSU	MI	RU
3 Barry-Pollock DB	dnp	dnt	dnp	dnt	dnt	dnp	dnp	dnt	dnt	dnt	dnt	-
11 Hills QB	dnp	dnp	dnp	x	x	dnp	x	dnp	dnp	dnp	dnp	-
49 Franco DL	dnp	dnt	dnp	dnt	dnt	dnp	dnp	dnt	dnt	dnt	dnt	-
<b>Class Participation</b>	<b>0-0</b>	<b>0-0</b>	<b>0-0</b>	<b>1-0</b>	<b>1-0</b>	<b>0-0</b>	<b>1-0</b>	<b>0-0</b>	<b>0-0</b>	<b>0-0</b>	<b>0-0</b>	<b>-</b>

SOPHOMORES (21)	JMU	USF	WV	SU	IU	OSU	IA	WI	PSU	MSU	MI	RU
4 W. Brown RB	x	x	dnp	x	x	x	x	x	x	S	S	-
4 Likely DB	S	S	S	S	S	S	S	S	S	S	S	-
7 Ngakoue LB	S	S	S	S	S	S	S	S	S	S	S	x
13 Lane WR	x	dnp	dnp	dnp	dnp	dnp	dnp	dnp	dnp	dnp	dnp	-
29 Riddle RB	x	x	x	x	x	x	x	dnp	x	x	x	-
30 Goins FB	x	S	x	x	x	x	S	S	x	x	S	-
32 J. Ross DB	x	x	dnp	x	x	x	x	x	x	x	x	-
33 Stefanelli FB	dnp	dnp	dnp	dnt	dnt	dnp	dnp	dnt	dnp	dnt	dnp	-
34 Vei WR	x	x	x	x	x	x	x	x	S	S	S	-
39 Walker LB	x	dnp	x	dnt	dnt	dnp	dnp	dnt	dnt	dnp	dnt	-
42 Dean LB	x	dnp	dnp	dnp	dnp	dnp	dnp	x	dnp	dnp	dnp	-
42 Miles RB	dnp	dnt	dnp	dnt	dnt	dnp	dnp	dnt	dnt	dnt	dnt	-
44 Isaacs TE	S	x	S	S	S	dnt	dnp	dnt	dnt	dnp	dnt	-
46 Logan LB	dnp	dnt	dnp	dnt	dnt	dnp	x	x	x	x	x	-
59 Carpenter LS	x	x	x	x	x	dnp	dnp	dnt	dnt	x	x	-
76 Dunn OL	S	S	S	S	S	S	S	S	S	S	S	-
78 Tucker OL	dnp	dnt	dnp	dnt	dnt	dnp	dnp	dnt	dnt	dnp	dnt	-
79 Shelton OL	x	dnp	dnp	dnp	dnp	dnp	dnp	dnp	dnp	dnp	dnp	-
83 Culmer WR	x	x	x	dnp	dnt	x	x	x	dnp	dnp	x	-
84 Etta-Jawo WR	x	x	x	x	x	x	x	x	S	S	S	-
87 McMahon TE	dnp	dnt	dnp	dnt	dnt	dnp	dnp	dnt	dnt	dnp	dnt	-
88 Gallo TE	x	x	x	x	S	S	x	x	x	x	x	-
95 Ukandu DL	dnp	dnt	dnp	dnt	dnt	dnp	x	x	dnt	dnp	dnt	-
<b>Class Participation</b>	<b>17-4</b>	<b>13-4</b>	<b>12-4</b>	<b>12-4</b>	<b>11-4</b>	<b>11-4</b>	<b>12-4</b>	<b>14-5</b>	<b>11-5</b>	<b>12-6</b>	<b>14-7</b>	<b>-</b>

R-FRESHMEN (13)	JMU	USF	WV	SU	IU	OSU	IA	WI	PSU	MSU	MI	RU
2 Cockerille QB	dnp	dnp	x	x	x	x	dnp	dnp	dnp	dnp	dnp	-
2 Collins DB	dnp	dnt	dnp	dnt	dnt	dnp	dnp	dnt	dnt	dnp	dnt	-
3 Greene K	dnp	dnp	dnp	dnp	dnp	dnp	dnp	dnt	dnp	dnp	dnp	-
12 Jacobs WR	x	dnt	dnp	dnt	dnt	dnp	dnp	dnt	dnt	dnp	dnt	-
23 Carter LB	x	x	x	x	x	x	x	x	x	x	x	-
24 Ventura DB	dnp	dnt	dnp	dnt	dnt	dnp	dnp	dnp	dnp	dnp	dnt	-
36 Dennah DB	x	x	x	dnp	dnp	dnp	dnp	dnp	dnp	dnp	dnp	-
43 Brooks LB	x	x	x	S	S	S	x	x	S	x	x	-
48 Hayward TE	x	dnp	x	x	x	x	x	x	x	S	x	-
52 Jones DL	x	dnp	dnp	dnp	dnp	dnp	dnp	dnp	dnp	dnp	dnp	-
54 Dulaney OL	dnp	dnt	dnp	dnt	dnt	dnp	dnp	dnp	dnt	dnt	dnt	-
63 Minter OL	x	dnp	dnp	dnp	dnp	dnp	dnp	dnp	dnp	dnp	dnp	-
69 Marchese OL	x	dnt	dnp	dnt	dnt	dnp	dnp	dnp	dnp	dnp	dnp	-
89 Roca TE	dnp	dnt	dnp	dnt	dnt	dnp	dnp	dnt	dnt	dnt	dnt	-
<b>Class Participation</b>	<b>8-0</b>	<b>3-0</b>	<b>5-0</b>	<b>4-1</b>	<b>4-1</b>	<b>4-1</b>	<b>3-0</b>	<b>3-0</b>	<b>2-1</b>	<b>2-1</b>	<b>3-0</b>	<b>-</b>

T-FRESHMEN (20)	JMU	USF	WV	SU	IU	OSU	IA	WI	PSU	MSU	MI	RU
6 Morton RB	dnp	dnp	dnp	dnt	dnt	dnp	dnp	dnt	dnt	dnp	dnt	-
9 Burke LB	dnp	dnp	dnp	dnt	dnt	dnp	dnp	dnt	dnt	dnt	dnt	-
10 Ulmer WR	dnp	dnp	dnp	dnt	dnt	dnp	dnp	dnt	dnt	dnp	dnt	-
17 Woods DB	dnp	dnp	dnp	dnt	dnt	x	x	x	x	x	x	-
18 Shrader P	dnp	dnp	dnp	dnp	dnp	dnp	dnp	dnt	dnt	dnp	dnt	-
24 Ezeagwu DB	dnp	x	x	x	x	dnp	dnp	dnt	dnt	dnt	dnt	-
25 Carter DB	dnp	dnp	dnp	dnp	dnp	dnp	x	dnp	dnp	dnp	dnp	-
31 Egbuaba LB	dnp	dnp	dnp	dnt	dnt	dnp	dnp	dnt	dnt	dnp	dnt	-
41 Aniebonam LB	x	x	x	x	x	x	x	x	x	x	x	-
56 Gillespie LB	dnp	dnp	dnp	dnt	dnt	dnp	dnp	dnt	dnt	dnt	dnt	-
58 Prince OL	dnp	dnp	dnp	dnt	dnt	dnp	dnp	dnt	dnt	dnp	dnt	-
56 Adams LS	dnp	dnp	dnp	dnp	dnp	x	x	x	x	x	dnp	-
64 Moore OL	dnp	dnp	dnp	dnp	dnp	dnp	dnp	dnt	dnt	dnt	dnt	-
67 Shaw DL	dnp	dnp	dnp	x	x	x	dnp	dnt	S	dnp	dnp	-
70 Christie OL	dnp	dnp	dnp	dnt	dnt	dnp	dnp	dnt	dnt	dnt	dnt	-
73 Agarwa OL	dnp	dnp	dnp	dnt	dnt	dnp	dnp	dnt	dnt	dnt	dnt	-
75 Gray OL	dnp	dnp	dnp	dnp	dnp	dnp	dnp	dnt	dnt	dnp	dnt	-
81 Winfree OL	dnp	dnp	dnp	x	x	x	x	x	x	x	dnt	-
86 Gray TE	dnp	dnp	dnp	dnt	dnt	dnp	dnp	dnt	dnt	dnt	dnt	-
96 Kulka DL	dnp	dnp	dnp	dnt	dnt	dnp	dnp	dnt	dnt	dnt	dnt	-
<b>Class Participation</b>	<b>1-0</b>	<b>2-0</b>	<b>2-0</b>	<b>4-0</b>	<b>4-0</b>	<b>5-0</b>	<b>5-0</b>	<b>4-0</b>	<b>5-1</b>	<b>4-0</b>	<b>2-0</b>	<b>-</b>

<b>ACTIVE PLAYERS</b>	<b>54</b>	<b>44</b>	<
-----------------------	-----------	-----------	---

2014 GAME-BY-GAME TEAM STATISTICS

TEAM STATISTICS

Date	Opponent	Rushing				Receiving				Passing				Kick Returns				Punt Returns				tot off
		no.	yds	td	lg	no.	yds	td	lg	cmp-att-int	yds	td	lg	no.	yds	td	lg	no.	yds	td	lg	
Aug 30	JAMES MADISON	50	285	5	33	18	186	2	41	18-35-1	186	2	41	2	73	0	59	1	35	0	35	471
Sep 06	at USF	40	116	0	11	17	201	2	44	17-28-2	201	2	44	2	65	0	49	5	98	1	46	317
Sep 13	WEST VIRGINIA	27	163	1	75	21	284	2	77	21-38-1	284	2	77	3	56	0	22	1	69	1	69	447
Sep 20	at Syracuse	32	89	1	15	16	280	2	90	16-26-0	280	2	90	3	59	0	23	1	12	0	0	369
Sep 27	at Indiana	36	123	1	22	22	361	3	38	22-33-0	361	3	38	0	0	0	0	2	11	0	6	484
Oct 04	OHIO STATE	24	66	2	23	24	244	1	60	24-40-4	244	1	60	3	38	0	19	0	0	0	0	310
Oct 18	IOWA	46	212	3	25	17	206	1	53	17-33-2	206	1	53	1	21	0	21	2	3	0	2	418
Oct 25	at Wisconsin	28	46	0	11	13	129	1	27	13-29-0	129	1	27	5	138	0	41	1	0	0	0	175
Nov 01	at Penn State	30	33	1	23	18	161	1	25	18-38-0	161	1	25	4	75	0	25	5	8	0	15	194
Nov 15	MICHIGAN STATE	17	6	0	6	20	246	2	50	20-43-3	246	2	50	7	228	0	52	1	0	0	0	252
Nov 22	at Michigan	35	147	2	30	13	165	0	36	13-24-0	165	0	36	2	47	0	31	1	28	0	28	312
Maryland		365	1286	16	75	199	2463	17	90	199-367-13	2463	17	90	32	800	0	59	20	264	2	69	3749
Opponents		504	2275	19	60	207	2491	13	62	207-388-9	2491	13	62	37	792	0	38	26	233	0	32	4766

Games played: 11  
 Avg per rush: 3.5  
 Avg per catch: 12.4  
 Pass efficiency: 118.80  
 Kick ret avg: 25.0  
 Punt ret avg: 13.2  
 All purpose avg/game: 453.2  
 Total offense avg/gm: 340.8

Date	Opponent	Tackles				Sacks	Fumble		Pass Defense			blkd	PAT Attempts			off		
		ua	a	total	tfl-yds	no-yds	ff	fr-yds	int-yds	qbh	brup	kick	kick	rush	rcv	saf	t/o	pts
Aug 30	JAMES MADISON	43	42	85	4.0-24	2.0-21	2	1-0	2-2	0	5	0	7-7	0	0	0	49	52
Sep 06	at USF	42	18	60	10.0-45	2.0-13	0	0-0	1-0	0	4	1	3-3	0	0	0	0	24
Sep 13	WEST VIRGINIA	76	34	110	10.0-35	3.0-18	2	3-6	1-1	0	6	1	4-4	0	0	0	15	37
Sep 20	at Syracuse	59	12	71	4.0-19	1.0-7	1	1-0	1-88	1	3	1	4-4	0	0	0	30	34
Sep 27	at Indiana	50	30	80	7.0-36	3.0-25	0	0-0	1-0	0	7	0	4-4	0	0	0	0	37
Oct 04	OHIO STATE	47	48	95	8.0-36	4.0-28	1	0-0	0-0	0	2	0	3-3	0	0	0	0	24
Oct 18	IOWA	53	20	73	4.0-37	4.0-32	1	2-0	1-45	0	8	0	5-5	0	0	0	30	38
Oct 25	at Wisconsin	47	24	71	3.0-17	2.0-16	1	0-0	0-0	1	3	0	1-1	0	0	0	0	7
Nov 01	at Penn State	48	18	66	9.0-40	5.0-28	1	3-0	1-7	0	7	0	2-2	0	0	0	21	20
Nov 15	MICHIGAN STATE	50	20	70	3.0-8	2.0-7	0	0-0	0-0	0	6	0	1-1	0	1	0	0	15
Nov 22	at Michigan	44	22	66	6.0-26	2.0-19	0	0-0	1-29	1	3	0	2-2	0	0	0	6	23
Maryland		559	288	847	68.0-323	29.0-214	9	10-6	9-172	3	54	3	36-36	0	1	0	151	311
Opponents		437	220	657	70.0-295	30.0-178	12	8-21	13-122	6	38	1	34-34	0	0	1	223	306

Date	Opponent	Punting							Field Goals			Kickoffs						
		no.	yds	avg	long	blkd	tb	fc	50+	i20	md-att	long	blkd	no.	yds	avg	tb	ob
Aug 30	JAMES MADISON	6	207	34.5	49	0	0	2	0	5	1-1	49	0	9	585	65.0	7	0
Sep 06	at USF	4	188	47.0	64	0	1	0	2	0	1-1	23	0	5	311	62.2	1	0
Sep 13	WEST VIRGINIA	8	335	41.9	64	1	2	1	4	3	3-3	46	0	9	557	61.9	4	0
Sep 20	at Syracuse	7	313	44.7	53	0	1	0	3	3	2-2	44	0	7	451	64.4	1	0
Sep 27	at Indiana	4	158	39.5	48	0	1	2	0	2	3-3	48	0	8	507	63.4	2	0
Oct 04	OHIO STATE	6	217	36.2	56	0	0	1	1	0	1-1	57	0	5	300	60.0	3	0
Oct 18	IOWA	9	340	37.8	47	0	2	3	0	1	1-1	41	0	7	429	61.3	4	1
Oct 25	at Wisconsin	9	380	42.2	46	0	0	5	0	1	0-0	0	0	2	125	62.5	1	0
Nov 01	at Penn State	11	487	44.3	53	0	1	3	1	3	2-2	43	0	5	317	63.4	1	0
Nov 15	MICHIGAN STATE	8	298	37.2	46	0	0	3	0	2	0-0	0	0	2	118	59.0	0	0
Nov 22	at Michigan	4	154	38.5	43	0	0	1	0	0	3-3	41	0	6	382	63.7	3	0
Maryland		76	3077	40.5	64	1	8	21	11	20	17-17	57	0	65	4082	62.8	27	1
Opponents		63	2497	39.6	69	2	9	21	10	19	20-27	58	1	59	3671	62.2	25	2

2014 GAME-BY-GAME OPPONENT STATISTICS

OPPONENT STATISTICS

Date	Opponent	Rushing				Receiving				Passing				Kick Returns				Punt Returns				tot off
		no.	yds	td	lg	no.	yds	td	lg	cmp-att-int	yds	td	lg	no.	yds	td	lg	no.	yds	td	lg	
Aug 30	JAMES MADISON	44	161	1	34	16	141	0	33	16-37-2	141	0	33	2	35	0	18	1	1	0	1	302
Sep 06	at USF	37	83	1	19	15	174	0	27	15-37-1	174	0	27	4	81	0	24	1	22	0	22	257
Sep 13	WEST VIRGINIA	59	183	1	22	37	511	4	50	37-49-1	511	4	50	5	87	0	25	4	37	0	17	694
Sep 20	at Syracuse	51	370	2	39	14	219	0	51	14-28-1	219	0	51	6	117	0	26	4	47	0	22	589
Sep 27	at Indiana	47	206	1	43	14	126	0	29	14-37-1	126	0	29	6	153	0	38	1	-1	0	0	332
Oct 04	OHIO STATE	53	269	2	28	19	264	4	35	19-24-0	264	4	35	2	47	0	30	3	42	0	32	533
Oct 18	IOWA	31	116	2	38	32	317	2	52	32-56-1	317	2	52	2	72	0	36	3	13	0	11	433
Oct 25	at Wisconsin	49	311	5	60	15	216	2	47	15-23-0	216	2	47	1	21	0	21	3	33	0	15	527
Nov 01	at Penn State	41	42	0	17	18	177	1	33	18-42-1	177	1	33	4	76	0	23	3	8	0	6	219
Nov 15	MICHIGAN STATE	47	242	3	33	14	240	0	62	14-31-0	240	0	62	2	29	0	15	1	14	0	14	482
Nov 22	at Michigan	45	292	1	52	13	106	0	23	13-24-1	106	0	23	3	74	0	31	2	17	0	9	398
Opponents		504	2275	19	60	207	2491	13	62	207-388-9	2491	13	62	37	792	0	38	26	233	0	32	4766
Maryland		365	1286	16	75	199	2463	17	90	199-367-13	2463	17	90	32	800	0	59	20	264	2	69	3749

Games played: 11  
 Avg per rush: 4.5  
 Avg per catch: 12.0  
 Pass efficiency: 113.70  
 Kick ret avg: 21.4  
 Punt ret avg: 9.0  
 All purpose avg/game: 537.5  
 Total offense avg/gm: 433.3

Date	Opponent	Tackles			fll-yds	Sacks		Fumble		Pass Defense			blkd kick	PAT Attempts			off		
		ua	a	total		no-yds	ff	fr-yds	int-yds	qbh	brup	kick		rush	rcv	saf	t/o	pts	
Aug 30	JAMES MADISON	56	14	70	5.0-9	0.0-0	1	0-0	1-12	0	5	0	1-1	0	0	0	49	7	
Sep 06	at USF	46	16	62	5.0-24	3.0-22	6	4-21	2-0	0	0	0	2-2	0	0	0	35	17	
Sep 13	WEST VIRGINIA	42	12	54	10.0-32	2.0-10	0	0-0	1-0	0	5	1	5-5	0	0	1	0	40	
Sep 20	at Syracuse	36	14	50	4.0-21	3.0-16	0	0-0	0-0	2	3	0	2-2	0	0	0	0	20	
Sep 27	at Indiana	50	6	56	7.0-20	2.0-13	0	0-0	0-0	0	6	0	0-0	0	0	0	0	15	
Oct 04	OHIO STATE	32	26	58	6.0-28	3.0-17	0	0-0	4-52	0	2	0	7-7	0	0	0	63	52	
Oct 18	IOWA	43	30	73	6.0-19	4.0-8	0	0-0	2-21	0	3	0	4-4	0	0	0	21	31	
Oct 25	at Wisconsin	31	26	57	7.0-27	2.0-11	1	1-0	0-0	1	3	0	7-7	0	0	0	14	52	
Nov 01	at Penn State	36	30	66	9.0-68	6.0-48	3	2-0	0-0	0	5	0	1-1	0	0	0	21	19	
Nov 15	MICHIGAN STATE	30	18	48	7.0-25	3.0-16	1	1-0	3-37	0	4	0	4-4	0	0	0	20	37	
Nov 22	at Michigan	35	28	63	4.0-22	2.0-17	0	0-0	0-0	3	2	0	1-1	0	0	0	0	16	
Opponents		437	220	657	70.0-295	30.0-178	12	8-21	13-122	6	38	1	34-34	0	0	1	223	306	
Maryland		559	288	847	68.0-323	29.0-214	9	10-6	9-172	3	54	3	36-36	0	1	0	151	311	

Date	Opponent	Punting									Field Goals			Kickoffs				
		no.	yds	avg	long	blkd	tb	fc	50+	i20	md-att	long	blkd	no.	yds	avg	tb	ob
Aug 30	JAMES MADISON	10	390	39.0	55	0	1	5	2	1	0-0	0	0	2	126	63.0	0	0
Sep 06	at USF	8	312	39.0	55	1	1	2	1	2	1-2	35	0	3	195	65.0	1	0
Sep 13	WEST VIRGINIA	3	125	41.7	49	0	0	1	0	0	1-2	47	1	6	379	63.2	3	0
Sep 20	at Syracuse	6	210	35.0	56	1	2	3	1	2	2-3	49	0	4	228	57.0	1	0
Sep 27	at Indiana	4	182	45.5	50	0	1	1	1	1	3-4	58	0	4	217	54.2	3	1
Oct 04	OHIO STATE	2	102	51.0	69	0	0	1	1	2	1-2	28	0	9	558	62.0	5	1
Oct 18	IOWA	9	334	37.1	52	0	1	4	1	5	1-1	24	0	4	260	65.0	3	0
Oct 25	at Wisconsin	5	184	36.8	52	0	1	2	1	3	1-1	36	0	9	576	64.0	4	0
Nov 01	at Penn State	8	294	36.8	47	0	0	1	0	0	4-4	48	0	6	366	61.0	2	0
Nov 15	MICHIGAN STATE	6	278	46.3	66	0	2	1	2	2	3-4	35	0	8	525	65.6	1	0
Nov 22	at Michigan	2	86	43.0	49	0	0	0	0	1	3-4	33	0	4	241	60.2	2	0
Opponents		63	2497	39.6	69	2	9	21	10	19	20-27	58	1	59	3671	62.2	25	2
Maryland		76	3077	40.5	64	1	8	21	11	20	17-17	57	0	65	4082	62.8	27	1

2014 MARYLAND OFFENSIVE GAME-BY-GAME

Rushing

Att-Yds / TD	#1 Diggs	#4 W.Brown	#5 Reid	#6 Long	#7 Rowe	#16 C.J.Brown	#30 Goins	#34 Veii	#45 B.Ross
James Madison	-	13-84 / 0	5-24 / 1	-	5-9 / 0	7-61 / 3	3-31 / 0	-	16-86 / 1
at South Florida	-	13-61 / 0	8-34 / 0	-	dnp	10-3 / 0	1-4 / 0	-	6-25 / 0
West Virginia	-	dnp	3-4 / 0	-	0-0 / 0	18-161 / 1	1-5 / 0	-	4-6 / 0
at Syracuse	1-12 / 0	2-5 / 0	0-0 / 0	-	dnp	14-25 / 0	2-2 / 0	8-42 / 1	6-6 / 0
at Indiana	-	15-41 / 0	dnp	1-9 / 0	4-11 / 0	7-29 / 1	2-6 / 0	1-2 / 0	6-61 / 0
Ohio State	-	2-8 / 0	dnp	-	4-9 / 0	8-3 / 0	1-3 / 0	1-11 / 0	8-38 / 0
Iowa	2-12 / 0	8-19 / 2	dnp	-	dnp	21-99 / 0	-	2-33 / 1	9-35 / 0
at Wisconsin	2-4 / 0	5-22 / 0	dnp	-	dnt	13-14 / 0	1-0 / 0	-	7-6 / 0
at Penn State	-	10-24 / 0	dnp	-	dnt	13-4 / 0	1-3 / 0	1-2 / 0	4-1 / 0
Michigan State	dnp	9-5 / 0	dnp	-	dnp	6-5 / 0	-	1-1 / 0	1-5 / 0
at Michigan	dnp	11-39 / 1	dnp	-	dnt	18-87 / 1	-	3-5 / 0	3-16 / 0
Rutgers	-	-	-	-	-	-	-	-	-

Receiving

Rec-Yds / TD	#1 Diggs	#4 W.Brown	#5 Reid	#6 Long	#30 Goins	#34 Veii	#44 Isaacs	#45 Ross	#48 Heyward
James Madison	5-53 / 0	2-27 / 0	2-17 / 0	2-48 / 1	2-0 / 1	1-4 / 0	-	1-15 / 0	-
at South Florida	7-50 / 0	0-0 / 0	1-12 / 0	4-42 / 0	1-17 / 0	-	-	1-8 / 0	-
West Virginia	5-127 / 1	dnp	3-22 / 0	4-39 / 0	-	1-26 / 0	1-0 / 0	5-50 / 0	-
at Syracuse	6-56 / 0	1-7 / 0	0-0 / 0	1-13 / 0	0-0 / 0	0-0 / 0	1-3 / 0	2-97 / 1	-
at Indiana	6-112 / 1	2-50 / 0	dnp	10-108 / 0	1-16 / 0	0-0 / 0	dnt	1-36 / 1	-
Ohio State	7-52 / 1	3-15 / 0	dnp	6-57 / 0	0-0 / 0	4-78 / 0	dnp	0-0 / 0	-
Iowa	9-130 / 1	1-4 / 0	dnp	-	2-12 / 0	-	dnp	-	-
at Wisconsin	1-21 / 1	2-12 / 0	dnp	6-59 / 0	-	-	dnt	1-4 / 0	1-27 / 0
at Penn State	6-53 / 0	1-13 / 0	dnp	2-23 / 0	-	-	dnt	4-1 / 0	-
Michigan State	dnp	4-12 / 0	dnp	4-61 / 0	1-9 / 0	4-45 / 0	dnp	-	dnp
at Michigan	dnp	1-17 / 0	dnp	4-39 / 0	-	3-45 / 0	dnt	-	1-2 / 0
Rutgers	-	-	-	-	-	-	-	-	-

Rec-Yds / TD	#80 Adams	#81 Winfree	#82 Leak	#83 Culmer	#88 Gallo
James Madison	dnp	dnp	2-17 / 0	1-5 / 0	-
at South Florida	dnp	dnp	3-72 / 2	-	-
West Virginia	dnp	dnp	2-20 / 0	-	-
at Syracuse	dnp	0-0 / 0	4-93 / 1	dnp	1-11 / 0
at Indiana	dnp	1-30 / 1	1-9 / 0	dnp	-
Ohio State	dnp	0-0 / 0	4-42 / 0	-	-
Iowa	dnp	2-14 / 0	-	-	-
at Wisconsin	dnp	2-14 / 0	-	dnp	-
at Penn State	dnp	1-6 / 0	2-23 / 0	dnp	1-2 / 1
Michigan State	2-39 / 1	4-80 / 1	-	dnp	-
at Michigan	-	dnt	2-21 / 0	-	-
Rutgers	-	-	-	-	-

Passing

Punting

Field Goals

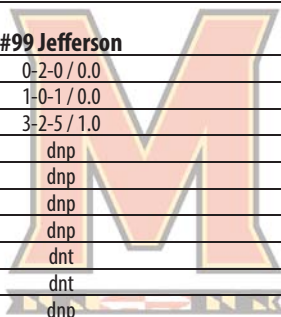
C-A-I / Yds / TD	#7 Rowe	#16 Brown	#11 Hills	No-Avg / In20	#18 Renfro	Made, Missed	#15 Craddock
FIU	7-11-1 / 75 / 1	11-24-0 / 111 / 1	dnp	James Madison	6-34.5 / 5	James Madison	49g
at South Florida	dnp	17-28-2 / 201 / 2	dnp	at South Florida	4-47.0 / 0	at South Florida	23g
West Virginia	2-3-0 / 43 / 1	19-35-1 / 241 / 1	dnp	West Virginia	7-47.9 / 3	West Virginia	30g, 41g, 46g
at Syracuse	dnp	16-26-0 / 280 / 2	dnp	at Syracuse	7-44.7 / 3	at Syracuse	31g, 44g
at Indiana	12-18-0 / 198 / 2	10-15-0 / 163 / 1	dnp	at Indiana	4-39.5 / 2	at Indiana	28g, 30g, 48g
Ohio State	13-22-3 / 173 / 1	11-18-1 / 71 / 0	dnp	Ohio State	6-36.2 / 0	Ohio State	57g
Iowa	dnp	12-23-2 / 120 / 0	5-10-0 / 86 / 1	Iowa	9-37.8 / 1	Iowa	41g
at Wisconsin	dnt	13-29-0 / 129 / 1	dnp	at Wisconsin	8-42.2 / 1	at Wisconsin	-
at Penn State	dnt	18-38-0 / 161 / 1	dnp	at Penn State	11-44.3 / 3	at Penn State	25g, 43g
Michigan State	dnp	20-43-3 / 246 / 2	dnp	Michigan State	8-37.2 / 2	Michigan State	-
at Michigan	dnt	13-24-0 / 165 / 0	dnp	at Michigan	4-38.5 / 0	at Michigan	39g, 41g, 21g
Rutgers	-	-	-	Rutgers	-	Rutgers	-

2014 MARYLAND DEFENSIVE GAME-BY-GAME

UT-AT-TT / Sacks	#4 Likely	#7 Ngakoue	#14 J.Johnson	#20 Nixon	#21 Davis	#23 J.Carter	#27 Hill	#35 Twine
James Madison	4-0-4 / 1.0	2-3-5 / 0.0	1-0-1 / 0.0	0-2-2 / 0.0	8-2-10 / 0.0	3-0-3 / 0.0	2-0-2 / 0.0	3-4-7 / 0.0
at South Florida	5-1-6 / 0.0	3-0-3 / 1.0	1-0-1 / 0.0	1-1-2 / 0.0	3-3-6 / 0.0	0-0-0 / 0.0	2-0-2 / 0.0	4-0-4 / 0.0
West Virginia	7-1-8 / 0.0	4-0-4 / 0.0	3-1-4 / 0.0	3-5-8 / 0.0	8-5-13 / 0.0	5-1-6 / 0.0	2-3-5 / 0.0	8-1-9 / 0.0
at Syracuse	9-0-9 / 0.0	2-1-3 / 0.0	3-0-3 / 0.0	2-1-3 / 0.0	8-1-9 / 0.0	3-1-4 / 0.0	2-2-4 / 0.0	4-0-4 / 0.0
at Indiana	5-0-5 / 0.0	2-0-2 / 1.0	1-1-2 / 0.0	4-1-5 / 0.0	3-1-4 / 0.0	1-2-3 / 0.0	dnp	dnp
Ohio State	6-4-10 / 0.0	1-1-2 / 1.0	3-2-5 / 0.0	1-2-3 / 0.0	7-7-14 / 0.0	0-0-0 / 0.0	dnp	dnp
Iowa	4-0-4 / 0.0	6-1-7 / 1.0	3-0-3 / 0.0	4-1-5 / 0.0	1-1-2 / 0.0	0-0-0 / 0.0	dnp	3-1-4 / 0.0
at Wisconsin	2-3-5 / 0.0	0-2-2 / 0.5	6-1-7 / 0.0	3-3-6 / 0.0	14-3-17 / 0.0	2-1-3 / 0.0	dnt	-
at Penn State	4-0-4 / 0.0	2-1-3 / 1.0	-	2-1-3 / 0.0	10-1-11 / 0.0	2-0-2 / 0.0	dnt	0-1-1 / 0.0
Michigan State	1-2-3 / 0.0	1-0-1 / 0.0	0-2-2 / 0.0	2-2-4 / 0.0	7-1-8 / 0.0	0-1-1 / 0.0	dnp	1-0-1 / 0.0
at Michigan	6-0-6 / 0.0	0-1-1 / 0.5	4-0-4 / 0.0	4-3-7 / 0.5	2-4-6 / 0.0	1-1-2 / 0.0	dnt	0-1-1 / 0.0
Rutgers	-	-	-	-	-	-	-	-

UT-AT-TT / Sacks	#39 C.Walker	#40 Robinson	#41 Aniebonam	#43 Brooks	#47 Farrand	#53 Goree	#77 Myers	#90 Braglio
James Madison	3-1-4 / 0.0	3-3-6 / 0.0	0-1-1 / 0.0	0-2-2 / 0.0	0-1-1 / 0.0	7-7-14 / 0.0	2-3-5 / 0.5	0-1-1 / 0.5
at South Florida	dnp	1-2-3 / 0.0	0-2-0 / 0.0	0-0-0 / 0.0	4-1-5 / 0.0	4-2-6 / 0.0	2-1-3 / 0.0	0-1-0 / 0.0
West Virginia	2-0-2 / 0.0	0-1-1 / 0.0	1-1-2 / 0.0	1-0-1 / 0.0	7-2-9 / 0.0	dnp	3-1-4 / 0.0	1-1-2 / 0.0
at Syracuse	dnp	dnp	0-0-0 / 0.0	4-0-4 / 0.0	0-1-0 / 0.0	7-2-9 / 0.0	0-1-1 / 0.0	1-0-1 / 0.0
at Indiana	dnp	dnp	0-0-0 / 0.0	1-2-3 / 0.0	11-8-19 / 0.0	6-3-9 / 0.0	0-1-1 / 0.0	1-0-1 / 1.0
Ohio State	dnp	dnp	0-1-1 / 0.0	0-1-1 / 0.0	1-12-17 / 0.0	6-8-14 / 0.0	1-0-1 / 0.0	0-0-0 / 0.0
Iowa	dnp	6-1-7 / 0.0	2-1-3 / 0.0	0-0-0 / 0.0	7-4-11 / 0.0	7-1-8 / 0.0	0-0-0 / 0.0	1-0-1 / 1.0
at Wisconsin	dnt	dnp	0-3-3 / 0.5	1-0-1 / 0.0	1-3-4 / 0.0	6-0-6 / 0.0	0-1-1 / 0.0	1-0-1 / 0.0
at Penn State	dnt	dnp	-	5-2-7 / 0.0	1-5-6 / 0.0	4-2-7 / 0.0	0-1-1 / 0.0	-
Michigan State	dnp	6-3-9 / 0.0	-	-	14-3-18 / 0.0	6-0-6 / 0.0	-	-
at Michigan	dnt	2-1-3 / 0.0	1-0-1 / 0.0	0-1-1 / 0.0	6-4-10 / 0.0	3-4-7 / 0.0	1-0-1 / 0.0	1-0-1 / 0.0
Rutgers	-	-	-	-	-	-	-	-

UT-AT-TT / Sacks	#91 Bowers	#93 Monroe	#97 Kilgo	#99 Jefferson
James Madison	2-1-3 / 0.0	0-5-5 / 0.0	2-3-5 / 0.0	0-2-0 / 0.0
at South Florida	2-0-2 / 0.0	5-3-8 / 1.0	1-0-1 / 0.0	1-0-1 / 0.0
West Virginia	4-2-6 / 0.0	4-5-9 / 1.0	3-1-4 / 1.0	3-2-5 / 1.0
at Syracuse	3-0-3 / 0.0	3-0-3 / 1.0	2-1-3 / 0.0	dnp
at Indiana	2-1-3 / 0.0	4-2-6 / 0.0	2-0-2 / 0.0	dnp
Ohio State	1-6-7 / 0.0	3-2-5 / 2.0	4-1-5 / 0.0	dnp
Iowa	0-2-2 / 0.0	2-4-6 / 0.5	5-1-6 / 1.0	dnp
at Wisconsin	0-1-1 / 0.0	2-0-2 / 1.0	3-1-4 / 0.0	dnt
at Penn State	4-0-4 / 0.0	6-0-6 / 1.0	1-3-4 / 0.0	dnt
Michigan State	1-0-2 / 0.0	2-0-2 / 1.0	2-1-3 / 0.0	dnp
at Michigan	3-1-4 / 0.0	3-0-3 / 1.0	2-0-2 / 0.0	dnt
Rutgers	-	-	-	-



2014 SEASON SUPERLATIVES

INDIVIDUAL MARYLAND GAME HIGHS

Rushes	21	C.J. Brown vs Iowa (Oct 18, 2014)
Yards Rushing	161	C.J. Brown vs West Virginia (Sep 13, 2014)
TD Rushes	3	C.J. Brown vs James Madison (Aug 30, 2014)
Long Rush	75	C.J. Brown vs West Virginia (Sep 13, 2014)
Pass attempts	43	C.J. Brown at Michigan State (Nov 15, 2014)
Pass completions	20	C.J. Brown vs Michigan State (Nov 15, 2014)
Yards Passing	280	C.J. Brown at Syracuse (Sep 20, 2014)
TD Passes	2	C.J. Brown at USF (Sep 6, 2014)
		C.J. Brown at Syracuse (Sep 20, 2014)
		Caleb Rowe at Indiana (Sep 27, 2014)
Long Pass	90	C.J. Brown at Syracuse (Sep 20, 2014)
Receptions	10	Deon Long at Indiana (Sep 27, 2014)
Yards Receiving	130	Stefon Diggs vs Iowa (Oct 18, 2014)
TD Receptions	2	Marcus Leak at USF (Sep 6, 2014)
Long Reception	90	Brandon Ross at Syracuse (Sep 20, 2014)
Field Goals	3	Brad Craddock vs West Virginia (Sep 13, 2014)
		Brad Craddock at Indiana (Sep 27, 2014)
		Brad Craddock at Michigan (Nov 22, 2014)
Long Field Goal	57	Brad Craddock vs Ohio State (Oct 4, 2014)
Punts	11	Nathan Renfro at Penn State (Nov 1, 2014)
Punting Avg	47.9	Nathan Renfro vs West Virginia (Sep 13, 2014)
		Nathan Renfro at USF (Sep 6, 2014)
Long Punt	64	Nathan Renfro vs West Virginia (Sep 13, 2014)
Punts inside 20	5	Nathan Renfro vs James Madison (Aug 30, 2014)
Long Punt Return	69	William Likely vs West Virginia (Sep 13, 2014)
Long Kickoff Return	59	Stefon Diggs vs James Madison (Aug 30, 2014)
Tackles	18	Cole Farrand at Indiana (Sep 27, 2014)
Sacks	2.0	Andre Monroe vs Ohio State (Oct 4, 2014)
Tackles For Loss	3.0	Yannick Ngakoue vs West Virginia (Sep 13, 2014)
Interceptions	1	Eight times: last Will Likely at Michigan (Nov 22, 2014)

MARYLAND TEAM HIGHS

Rushes	50	vs James Madison (Aug 30, 2014)
Yards Rushing	285	vs James Madison (Aug 30, 2014)
Yards Per Rush	6.0	vs West Virginia (Sep 13, 2014)
TD Rushes	5	vs James Madison (Aug 30, 2014)
Pass attempts	43	vs Michigan State (Nov 15, 2014)
Pass completions	24	vs Ohio State (Oct 4, 2014)
Yards Passing	361	at Indiana (Sep 27, 2014)
Yards Per Pass	17.5	at Syracuse (Sep 20, 2014)
TD Passes	3	at Indiana (Sep 27, 2014)
Total Plays	85	vs James Madison (Aug 30, 2014)
Total Offense	471	vs James Madison (Aug 30, 2014)
Yards Per Play	7.0	at Indiana (Sep 27, 2014)
Points	52	vs James Madison (Aug 30, 2014)
Sacks By	5	at Penn State (Nov 1, 2014)
First Downs	30	vs James Madison (Aug 30, 2014)
Penalties	8	at Syracuse (Sep 20, 2014)
		at Indiana (Sep 27, 2014)
Penalty Yards	83	at Indiana (Sep 27, 2014)
Turnovers	6	vs South Florida (Sep 6, 2014)
Interceptions By	2	vs James Madison (Aug 30, 2014)
Punts	11	at Penn State (Nov 1, 2014)
		vs Wisconsin (Oct 25, 2014)
Punting Avg	47.9	vs West Virginia (Sep 13, 2014)
Long Punt	64	vs West Virginia (Sep 13, 2014)
Punts inside 20	5	vs James Madison (Aug 30, 2014)
Long Punt Return	69	vs West Virginia (Sep 13, 2014)

INDIVIDUAL OPPONENT GAME HIGHS

Rushes	24	Ezekiel Elliott, vs Ohio State (Oct 4, 2014)
Yards Rushing	139	Ezekiel Elliott, vs Ohio State (Oct 4, 2014)
TD Rushes	3	Melvin Gordon, at Wisconsin (Oct 25, 2014)
Long Rush	60	Tanner McEvoy, at Wisconsin (Oct 25, 2014)
Pass attempts	56	Jake Rudock, vs Iowa (Sep 6, 2014)
Pass completions	37	Clint Trickett, vs West Virginia (Sep 13, 2014)
Yards Passing	511	Clint Trickett, vs West Virginia (Sep 13, 2014)
TD Passes	4	Clint Trickett, vs West Virginia (Sep 13, 2014)
		J.T. Barrett, vs Ohio State (Oct 4, 2014)
Long Pass	62	Connor Cook, vs Michigan State (Nov 15, 2014)
Receptions	13	Kevin White, vs West Virginia (Sep 13, 2014)
Yards Receiving	216	Kevin White, vs West Virginia (Sep 13, 2014)
TD Receptions	2	Mario Alford, vs West Virginia (Sep 13, 2014)
Long Reception	62	Keith Mumphery, vs Michigan State (Nov 15, 2014)
Field Goals	4	Sam Ficken, at Penn State (Nov 1, 2014)
Long Field Goal	58	Griffin Oakes, at Indiana (Sep 27, 2014)
Punts	10	Gunnar Kane, vs James Madison (Aug 30, 2014)
Punting Avg	52.0	Bart Houston, at Wisconsin (Oct 25, 2014)
Long Punt	69	Cameron Johnston, vs Ohio State (Oct 4, 2014)
Punts inside 20	4	Connor Kombrath vs Iowa (Sep 6, 2014)
Long Punt Return	32	Dontre Wilson, vs Ohio State (Oct 4, 2014)
Long Kickoff Return	38	Damon Graham, at Indiana (Sep 27, 2014)
Tackles	14	Joe Bolden, at Michigan (Nov 22, 2014)
	14	Jake Ryan, at Michigan (Nov 22, 2014)
Sacks	2.5	Drew Ott, vs Iowa (Sep 6, 2014)
Tackles For Loss	2.5	Nick Kwiatkoski, vs West Virginia (Sep 13, 2014)
Interceptions	1	13 times, last: Kurtis Drummond vs Michigan State (Nov 15, 2014)

OPPONENT TEAM HIGHS

Rushes	59	vs West Virginia (Sep 13, 2014)
Yards Rushing	370	at Syracuse (Sep 20, 2014)
Yards Per Rush	7.3	at Syracuse (Sep 20, 2014)
TD Rushes	5	at Wisconsin (Oct 25, 2014)
Pass attempts	56	vs Iowa (Sep 6, 2014)
Pass completions	37	vs West Virginia (Sep 13, 2014)
Yards Passing	511	vs West Virginia (Sep 13, 2014)
Yards Per Pass	13.9	vs Ohio State (Oct 4, 2014)
TD Passes	4	vs West Virginia (Sep 13, 2014)
		vs Ohio State (Oct 4, 2014)
Total Plays	108	vs West Virginia (Sep 13, 2014)
Total Offense	694	vs West Virginia (Sep 13, 2014)
Yards Per Play	7.5	at Syracuse (Sep 20, 2014)
Points	52	vs Ohio State (Oct 4, 2014)
		at Wisconsin (Oct 25, 2014)
Sacks By	6	at Penn State (Nov 1, 2014)
First Downs	33	vs West Virginia (Sep 13, 2014)
Penalties	10	vs Michigan State (Nov 15, 2014)
Penalty Yards	102	vs James Madison (Aug 30, 2014)
Turnovers	4	vs West Virginia (Sep 13, 2014)
	4	at Penn State (Nov 1, 2014)
Interceptions By	4	vs Ohio State (Oct 4, 2014)
Punts	10	vs James Madison (Aug 30, 2014)
Punting Avg	51.0	vs Ohio State (Oct 4, 2014)
Long Punt	69	vs Ohio State (Oct 4, 2014)
Punts inside 20	5	vs Iowa (Sep 6, 2014)
Long Punt Return	32	vs Ohio State (Oct 4, 2014)

# GAME 1 RECAP: JAMES MADISON

## TERPS ROUT JMU 52-7 IN 2014 SEASON OPENER

COLLEGE PARK, Md. - C.J. Brown accounted for 172 total yards and four touchdowns to lead the University of Maryland football team to a 52-7 rout of James Madison in the Terps' 2014 season opener.

Brown scored on runs of 11, eight and two yards in the first half to help the Terps build a 24-0 lead going into halftime.

Brandon Ross opened the scoring in the third quarter with an impressive 8-yard run before Brown capped his day with a 41-yard touchdown strike to Deon Long.

Kenneth Goins Jr. and Albert Reid capped the Terrapins' scoring efforts with touchdown runs of two and 12 yards, respectively.

Ross led the Terps with 86 rushing yards on 16 carries, while Wes Brown had 81 yards on 13 carries.

Stefon Diggs was Maryland's leading receiver with five catches for 53 yards and thrilled the 45,080 at Capital One Field at Byrd Stadium with a 59-yard kickoff return. Diggs led all players with 112 all-purpose yards.

James Madison's lone score came early in the third quarter when the Dukes turned a Maryland turnover into a short field. That 27-yard drive was finished off by a 1-yard plunge by John Miller.

The Terrapin defense was led by L.A. Goree, who totaled 14 tackles, including seven solo efforts. Sean Davis also turned in a double-digit tackle day with 10, including eight solos.

Anthony Nixon and Jeremiah Johnson had interceptions for the Terps, with Johnson's coming in the end zone as the first half clock came to a close.

William Likely also had a big day for Maryland with four solo tackles, including a sack for 15 yards, a pass break-up and one punt return for 35 yards.

Brad Craddock connected on his only field goal attempt of the day, a 49-yarder in the first quarter. He also converted all seven extra-point attempts and had seven of his nine kickoffs result in touchbacks.

The Dukes were led by quarterback Vad Lee, who had 141 passing yards and 27 rushing yards. Khalid Abdullah finished the game with 67 yards on 20 carries for JMU.

Maryland returns to action on Saturday, Sept. 6 when the Terps hit the road for the first time in 2014 at South Florida. Kickoff for the Terrapins and Bulls is set for 3:30



Quarterback **C.J. Brown** accounted for four touchdowns against the Dukes.

p.m. at Raymond James Stadium. The game will be televised on the CBS Sports Network.

### GAME STATS

<b>JAMES MADISON</b>							<b>7</b>
<b>MARYLAND</b>							<b>52</b>
Aug. 30, 2014 at Capital One Field at Byrd Stadium (45,080)							
<b>SCORING</b>	<b>1</b>	<b>2</b>	<b>3</b>	<b>4</b>	<b>-</b>	<b>F</b>	
<b>James Madison</b>	<b>0</b>	<b>0</b>	<b>0</b>	<b>7</b>	<b>-</b>	<b>7</b>	
<b>Maryland</b>	<b>17</b>	<b>7</b>	<b>21</b>	<b>7</b>	<b>-</b>	<b>52</b>	

### SCORING SUMMARY

*First Quarter*  
 MD - C.J. Brown 11 run (Craddock kick), 11:43  
 MD - C.J. Brown 8 run (Craddock kick), 8:48  
 MD - FG Brad Craddock 49, 1:57  
*Second Quarter*  
 MD - C.J. Brown 2 run (Craddock kick), 6:46  
*Third Quarter*  
 MD - Brandon Ross 8 run (Craddock kick), 12:20  
 MD - Deon Long 41 pass fr C.J. Brown (Craddock kick), 7:55  
 MD - Kenneth Goins 2 pass fr Caleb Rowe (Craddock kick), 0:10  
*Fourth Quarter*  
 JMU - John Miller 1 run (Arnone, C. kick), 10:56  
 MD - Albert Reid 12 run (Craddock kick), 4:01

### TEAM STATISTICS

	<b>JMU</b>	<b>MD</b>
First Downs	16	30
Rushes-Yards	44-161	50-285
Comp-Att-Int	16-37-2	18-35-1
Passing Yards	141	186
Total Offense Plays-Yards	81-302	85-471
Fumble Returns-Yards	0-0	0-0
Punt Returns-Yards	1-1	1-35
Interception Returns-Yards	1-12	2-2
Punts-Average	10-33.5	6-34.3
Fumbles-Lost	0-0	0-0
Penalties-Yards	9-102	5-35
Third-Down Conversions	4-19	9-18
Fourth-Down Conversions	3-4	2-2
Red-Zone Scores-Chances	1-2	6-6
Sacks By-Yards Lost	0-0	2-21
Time of Possession	26:10	33:50

### INDIVIDUAL STATISTICS

**RUSHING** - Maryland: Brandon Ross 16-86-1, Wes Brown 13-81, C.J. Brown 7-61-3, Kenneth Goins 3-31, Albert Reid 5-23-1, Caleb Rowe 5-5, Team 1-minus 2; JMU: Khalid Abdullah 20-67, Alden Hill 8-36, John Miller 6-29-1, Vad Lee 8-27, Sean Tapley 1-1, Juan Latney 1-1.

**PASSING** - Maryland: C.J. Brown 11-24-0-111-1, Caleb Rowe 7-11-1-75-1; JMU: Vad Lee 16-37-2-141-0.

**RECEIVING** - Maryland: Stefon Diggs 5-53, Deon Long 2-48-1, Wes Brown 2-27, Marcus Leak 2-17, Albert Reid 2-17, Brandon Ross 1-15, Malcolm Culmer 1-5, Jacquille Veii 1-4, Kenneth Goins 2-0-1; JMU: Sean Tapley 3-62, Brandon Ravenel 4-31, Andre Coble 3-16, Deane Cheatham 2-12, Khalid Abdullah 2-8, Alden Hill 1-7, Daniel Brown 1-5.

**TACKLES** - Maryland: L.A. Goree 7-7-14, Sean Davis 8-2-10, Alex Twine 3-4-7, Matt Robinson 3-3-6, Spencer Myers 2-3-5, Yannick Ngakoue 2-3-5, Darius Kilgo 2-3-5, Andre Monroe 0-5-5; JMU: Aaron Peak 9-0-9, Kyre Hawkins 8-1-9, Dean Marlowe 7-2-9, Sage Harold 5-1-6, Taylor Reynolds 4-2-6.

## GAME 2 RECAP: USF

### TERPS SCORE 10 UNANSWERED POINTS IN 4TH TO TOP USF

TAMPA, Fla. - C.J. Brown threw for two touchdowns and Avery Thompson recovered a blocked punt in the end zone for a fourth-quarter TD that helped Maryland beat South Florida 24-17 on Saturday.

Marcus Leak scored on receptions of 10 and 44 yards for the Terrapins (2-0), who overcame six turnovers, including a pair of interceptions that stopped promising drives.

Thompson's TD put Maryland ahead for good with 12:25 remaining. Brad Craddock's 23-yard field goal made 24-17, and cornerback Alvin Hill's late interception helped the Terrapins put it away.

USF (1-1) lost quarterback Mike White with an arm injury on the first play of the game. Backup Steven Bench scored on a 17-yard run and linebacker Auggie Sanchez scored on a 21-yard fumble return for the Bulls, who led 17-14 at halftime.

Maryland's defense limited Marlon Mack, who began the day as the nation's leading rusher, to 73 yards on 22 carries.

Mack ran for 275 yards and four TDs, helping USF overcome an early 11-point deficit to beat Western Carolina in the Bulls opener. The true freshman who scored on runs of 62, 60 and 56 yards in the opener found the going much tougher against a defensive front primed to slow down the 6-foot, 195-pound blend of power and speed.

The USF running back had a couple of nice runs for 15 and 19 yards, but averaged just 3.3 yards per carry after gaining nearly 12 per attempt in his debut last week.

Brown threw for 111 yards, no touchdowns and one interception in Maryland's season-opening rout of James Madison. He was much more effective Saturday, completing 17 of 28 passes for 201 yards. He also was intercepted on the Terps' opening series, the first of four first-half turnovers that threatened his team's chances of winning, and threw a third-quarter pick that stopped a drive deep in USF territory.

USF lost White when he was hit after throwing 12 yards to Sean Price on the first play of the game. Bench started two games and appeared in seven overall a year ago, but didn't play nearly as well as he did Saturday in guiding the Bulls to his touchdown and a 35-yard field goal that put the Bulls up 17-14.

Bench finished 14 of 36 for 162 yards. He was sacked twice and threw the late interception that helped



Junior wide receiver **Marcus Leak** got Maryland on the board with a 10-yard TD reception.

Maryland stay in control in the closing minutes.

Stefon Diggs had seven receptions for 50 yards for the Terrapins. Leak had three receptions for a team-leading 72 yards.

#### GAME STATS

<b>MARYLAND</b>						<b>24</b>
<b>USF</b>						<b>17</b>
Sept. 6, 2014 at Raymond James Stadium (28,915)						
<b>SCORING</b>	<b>1</b>	<b>2</b>	<b>3</b>	<b>4</b>	<b>-</b>	<b>F</b>
<b>MARYLAND</b>	<b>14</b>	<b>0</b>	<b>0</b>	<b>10</b>	<b>-</b>	<b>24</b>
<b>USF</b>	<b>7</b>	<b>10</b>	<b>0</b>	<b>0</b>	<b>-</b>	<b>17</b>

#### SCORING SUMMARY

##### First Quarter

MD - Marcus Leak 10 pass fr. C.J. Brown (Craddock kick), 7:02  
 USF - Auggie Sanchez 21 fumble recovery (Kloss kick), 4:04  
 MD - Marcus Leak 44 pass fr. C.J. Brown (Craddock kick), 2:38

##### Second Quarter

USF - Steven Bench 15 run (Kloss kick), 11:27  
 USF - FG Marvin Kloss 35, 0:00

##### Fourth Quarter

MD - Avery Thompson 0 blocked punt return (Craddock kick), 12:25  
 MD - FG Brad Craddock 23, 5:16

#### TEAM STATISTICS

	<b>MD</b>	<b>USF</b>
First Downs	17	16
Rushes-Yards	40-116	37-83
Comp-Att-Int	17-28-2	15-37-1
Passing Yards	201	174
Total Offense Plays-Yards	68-317	74-257
Fumble Returns-Yards	0-0	1-21
Punt Returns-Yards	5-98	1-22
Interception Returns-Yards	1-0	2-0
Punts-Average	4-47.0	8-39.0
Fumbles-Lost	7-4	0-0
Penalties-Yards	4-35	6-39
Third-Down Conversions	8-14	9-21
Fourth-Down Conversions	0-0	0-2
Red-Zone Scores-Chances	2-4	2-3
Sacks By-Yards Lost	2-13	3-22
Time of Possession	27:07	32:53

#### INDIVIDUAL STATISTICS

**RUSHING** - Maryland: Wes Brown 13-61, Albert Reid 8-34, Brandon Ross 6-25, Kenneth Goins 1-4, C.J. Brown 10-minus 3, TEAM 2-minus 5; USF: Marlon Mack 22-73, Rodney Adams 1-11, Steven Bench 5-9, D'Erne Johnson 3-4, Darius Tice 5-3, TEAM 1-minus 17.

**PASSING** - Maryland: C.J. Brown 17-28-2-201-2; USF: Steven Bench 14-36-1-162, Mike White 1-1-0-12.

**RECEIVING** - Maryland: Marcus Leak 3-72-2, Stefon Diggs 7-50, Deon Long 4-42, Kenneth Goins 1-17, Albert Reid 1-12, Brandon Ross 1-8; USF: Mike McFarland 4-55, Rodney Adams 3-49, Deonte Welch 4-43, Sean Price 2-17, Marlon Mack 1-7, Darius Tice 1-3.

**TACKLES** - Maryland: Andre Monroe 5-3-8, William Likely 5-1-6, L.A. Goree 4-2-6, Sean Davis 3-3-6, Cole Farrand 4-1-5; USF: Nigel Harris 8-1-9, Jamie Byrd 6-0-6, Nate Godwin 5-0-5, Todd Chandler 2-3-5, Eric Lee 2-3-5.

GAME 3 RECAP: WEST VIRGINIA

LAST-SECOND FIELD GOAL LIFTS WVU OVER MARYLAND

COLLEGE PARK, Md. - Senior quarterback C.J. Brown passed for 241 yards with a touchdown and rushed for 161 more, including a 75-yard TD run, but that wasn't enough for the University of Maryland football team to overcome West Virginia, which kicked a 47-yard field goal as time expired, in a 40-37 shootout.

Mountaineer quarterback Clint Trickett passed for 511 yards and four touchdowns, and West Virginia gave away a 22-point lead before Josh Lambert kicked a 47-yard field goal as time expired to give the Mountaineers a 40-37 victory over Maryland on Saturday.

West Virginia (2-1) let a 28-6 lead dwindle to 28-27 in the third quarter, then gave away a 10-point advantage in the fourth quarter before Trickett directed a 65-yard drive to set up Lambert's game-winning kick.

Trailing 37-27 heading into the fourth quarter, Maryland closed the gap on a 30-yard field goal by Brad Craddock and a 69-yard punt return for a score by Will Likely.

West Virginia was driving late in the fourth quarter and were setup for a 43-yard field goal attempt with 4:16 left to play, but nose tackle Darius Kilgo blocked the attempt to keep the game tied at 37-37.

Maryland went three-and-out on the ensuing drive, but Nate Renfro pinned the Mountaineers back to their own five-yard line with just 2:35 left to play.

From there WVU went on a 13-play, 65-yard drive that ended with Lambert's deciding field goal.

Trickett went 37-for-49, and his passing yardage was the second-most in West Virginia history behind a 656-yard performance by Geno Smith in 2012. The Mountaineers finished with a whopping 694 yards in offense compared to 447 for Maryland (2-1).

West Virginia's Kevin White had 13 catches for 216 yards and Mario Alford caught 11 passes for 131 yards and two scores.

Stefon Diggs led the Terrapins with 170 all-purpose yards on five catches for 127 yards and two kickoff returns for 43 yards.

Sean Davis led the defensive effort for the Terps with 13 total tackles, while Alex Twine, Cole Farrand and Andre Monroe each had nine.

Craddock was 3-for-3 on field goal attempts from 46, 41 and 30 yards, respectively.



Sophomore defensive back **William Likely** tied the score at 37 with a 69-yard punt return in the fourth quarter.

Maryland wraps up its non-conference schedul on Saturday, Sept. 20 when it plays at Syracuse. That game is set for a 12:30 p.m. start and will be broadcast on the ACC Network.

GAME STATS

<b>WEST VIRGINIA</b>	<b>40</b>
<b>MARYLAND</b>	<b>37</b>
Sept. 13, 2014 at Capital One Field at Byrd Stadium (48,154)	

SCORING	1	2	3	4	-	F
<b>WEST VIRGINIA</b>	<b>14</b>	<b>14</b>	<b>9</b>	<b>3</b>	-	<b>40</b>
<b>MARYLAND</b>	<b>0</b>	<b>20</b>	<b>7</b>	<b>10</b>	-	<b>37</b>

SCORING SUMMARY

*First Quarter*  
 WVU - Rushel Shell 1 run (Lambert kick), 3:27  
 WVU - Mario Alford 43 pass fr Clint Trickett (Lambert kick), 1:55  
*Second Quarter*  
 MD - FG Brad Craddock 46, 2:39  
 WVU - Kevin White 44 pass fr Clint Trickett (Lambert kick), 0:36  
 MD - FG Brad Craddock 41, 3:15  
 WVU - Mario Alford 36 pass fr Clint Trickett (Lambert kick), 2:16  
 MD - Stefon Diggs 77 pass fr C.J. Brown (Craddock kick), 0:11  
 MD - Jacquille Veii 26 pass fr Caleb Rowe (Craddock kick), 0:44  
*Third Quarter*  
 MD - C.J. Brown 75 run (Craddock kick), 0:14  
 WVU - Team safety  
 WVU - Daikiel Shorts 11 pass fr Clint Trickett (Lambert kick), 2:31  
*Fourth Quarter*  
 MD - FG Brad Craddock 30, 1:45  
 MD - William Likely 69 punt return (Craddock kick)  
 WVU - FG Josh Lambert 47, 2:35

TEAM STATISTICS	WVU	MD
First Downs	33	16
Rushes-Yards	59-183	27-163
Comp-Att-Int	37-49-1	21-38-1
Passing Yards	511	284
Total Offense Plays-Yards	108-694	65-447
Fumble Returns-Yards	0-0	1-6
Punt Returns-Yards	4-37	1-69
Interception Returns-Yards	1-0	1-1
Punts-Average	3-41.7	8-41.9
Fumbles-Lost	3-3	0-0
Penalties-Yards	4-40	7-71
Third-Down Conversions	11-24	4-15
Fourth-Down Conversions	2-4	0-0
Red-Zone Scores-Chances	2-5	1-1
Sacks By-Yards Lost	2-10	3-18
Time of Possession	34:46	25:14

INDIVIDUAL STATISTICS

**RUSHING** - Maryland: C.J. Brown 18-161-1, Albert Reid 3-4, Jacquille Veii 1-3, Brandon Ross 4-0, Kenneth Goins 1-(-5); WVU: Rushel Shell 27-98-1, Wendall Smallwood 10-28, Dreamius Smith 7-24, Andrew Buie 6-23, Dustin Garrison 2-12, Elijah Wellman 1-2, Clint Trickett 6-(-4).

**PASSING** - Maryland: C.J. Brown 19-35-1-241-1, Caleb Rowe 2-3-0-43-1; WVU - Clint Trickett 37-49-1-511-4.

**RECEIVING** - Maryland: Stefon Diggs 5-127-1, Brandon Ross 5-50, Deon Long 4-39, Jacquille Veii 1-26-1, Albert Reid 3-22, Marcus Leak 2-20, Andrew Isaacs 1-0; WVU: Kevin White 13-216-1, Mario Alford 11-131-2, Wendall Smallwood 4-72, Daikiel Shorts 4-62-1, Dustin Garrison, 1-13, Cody Clay 1-10, Rushel Shell 3-7.

**TACKLES** - Maryland: Sean Davis 8-5-13, Alex Twine 8-1-9, Cole Farrand 7-2-9, Andre Monroe 4-5-9, William Likely 7-1-8, Anthony Nixon 3-5-8; WVU: Nick Kwiatkoski 10-2-12, Brandon Golson 4-2-6, Terrell Chestnut 3-3-6, Isaiah Bruce 5-0-5, Daryl Worley 4-0-4, Karl Joseph 3-1-4.

## GAME 4 RECAP: SYRACUSE

### BROWN, LIKELY PUSH TERPS PAST SYRACUSE

SYRACUSE, N.Y. - C.J. Brown threw for 280 yards and two touchdowns, cornerback William Likely returned an interception 88 yards for another score, and Maryland beat mistake-prone Syracuse 34-20 on Saturday.

Likely, who forced a fumble, had an interception, and returned a punt for a touchdown against West Virginia last week, intercepted a Terrel Hunt pass at the Maryland 12 and raced down the right sideline for a score with 3:37 to go in the first half, giving Maryland a commanding 31-13 lead.

Maryland (3-1), which entered the game averaging 37.7 points per game, the highest in school history, almost scored its average in the first half en route to its 18-point lead at intermission.

After the Orange (2-1) took a 3-0 lead on a 35-yard field goal by Ryan Norton, Maryland went to work. Brown, who was 16 of 26, connected with wide receiver Marcus Leak in the right corner for a 25-yard touchdown, culminating a five-play, 59-yard drive that took just 1:58.

On the Terps' next possession, Brown hit running back Brandon Ross on a short pass in the flat and Ross did the rest, running down the left sideline for a 90-yard score and 14-3 lead with 6:38 to go in the first quarter. The drive took all of 47 seconds.

Syracuse narrowed the score to 14-13 on a 49-yard field goal by freshman Cole Murphy on his first career attempt and an 8-yard run by Hunt on the first play of the second quarter. It was Hunt's fourth rushing touchdown in his last two games.

Hunt, who added another rushing touchdown with 48 seconds left in the game, gained 156 yards on the ground, becoming the first Syracuse quarterback to run for 100 yards since Donovan McNabb ran for 100 against Miami in 1997. Hunt was 14 of 28 for 219 yards passing.

Syracuse, which defeated Maryland 20-3 in College Park last season, was hurt by a lack of discipline, getting hit with eight penalties for 89 yards. A holding penalty negated a 13-yard touchdown run by Hunt with 1:53 remaining in the first half.

A 31-yard field goal by Brad Craddock extended Maryland's lead to 17-13 and then the Terps' special teams took over. Anthony Nixon blocked Riley Dixon's punt and Maryland capitalized, scoring in just four plays on Jacquille Vei's 4-yard run to make it 24-13.



Sophomore defensive back **William Likely** returned an interception 88 yards for a touchdown just before halftime.

Syracuse's special teams faltered, too. Norton missed a 25-yard field goal from the left hash mark at the end of the first half, prompting a chorus of boos from the hometown fans.

Stefon Diggs, who missed last year's game against Syracuse, led Maryland with six receptions for 56 yards. Leak had four receptions for 93 yards and a touchdown.

#### GAME STATS

<b>MARYLAND</b>						<b>34</b>
<b>SYRACUSE</b>						<b>20</b>
Sept. 20, 2014 at Carrier Dome (40, 511)						
<b>SCORING</b>	<b>1</b>	<b>2</b>	<b>3</b>	<b>4</b>	<b>-</b>	<b>F</b>
<b>MARYLAND</b>	<b>14</b>	<b>17</b>	<b>0</b>	<b>3</b>	<b>-</b>	<b>34</b>
<b>SYRACUSE</b>	<b>6</b>	<b>7</b>	<b>0</b>	<b>7</b>	<b>-</b>	<b>20</b>

#### SCORING SUMMARY

*First Quarter*  
 SU - FG Ryan Norton 35, 11:37  
 MD - Marcus Leak 25 pass fr C.J. Brown (Craddock kick), 9:39  
 MD - Brandon Ross 90 pass fr C.J. Brown (Craddock kick), 6:35  
 SU - FG Cole Murphy 49, 3:48  
*Second Quarter*  
 SU - Terrel Hunt 8 run (Norton kick), 14:56  
 MD - FG Brad Craddock 31, 12:38  
 MD - Jacquille Vei 4 run (Craddock kick), 6:13  
 MD - William Likely 88 interception ret (Craddock kick), 3:37  
*Fourth Quarter*  
 MD - FG Brad Craddock 44, 4:17  
 SU - Terrel Hunt 1 run (Murphy kick), 0:48

<b>TEAM STATISTICS</b>	<b>MD</b>	<b>SU</b>
First Downs	17	26
Rushes-Yards	32-89	51-370
Comp-Att-Int	16-26-0	14-28-1
Passing Yards	280	219
Total Offense Plays-Yards	58-369	79-589
Fumble Returns-Yards	0-0	0-0
Punt Returns-Yards	1-12	4-47
Interception Returns-Yards	1-88	0-0
Punts-Average	7-44.7	5-42.0
Fumbles-Lost	0-0	1-1
Penalties-Yards	8-75	8-69
Third-Down Conversions	4-13	4-14
Fourth-Down Conversions	0-0	0-1
Red-Zone Scores-Chances	2-2	3-5
Sacks By-Yards Lost	1-17	3-16
Time of Possession	27:46	32:14

#### INDIVIDUAL STATISTICS

**RUSHING** - Maryland: Jacquille Vei 8-42-1, C.J. Brown 14-25, Stefon Diggs 1-12, Brandon Ross 3-6, Wes Brown 2-6, Kenneth Goins 2-2, TEAM 2-(-4); SU: Terrel Hunt 23-156-2, Prince Tyson-Gulley 14-138, Adonis Ameen-Moore 3-10, Devante McFarlane 1-4, Ervin Phillips 1-(-6).

**PASSING** - Maryland: C.J. Brown 16-26-0-280-2; SU: Terrel Hunt 14-28-1-219-0.

**RECEIVING** - Maryland: Brandon Ross 2-97-1, Marcus Leak 4-93-1, Stefon Diggs 6-56, Deon Long 1-13, P.J. Gallo 1-11, Wes Brown 1-7, Andrew Isaacs 1-3; SU: Jarrod West 3-74, Brisly Estime 2-45, Ben Lewis 3-38, Ashton Brolyd 2-26, Prince Tyson-Gulley 2-25, Steve Ishmael 1-7, Jamal Curtis 1-4.

**TACKLES** - Maryland: William Likely 9-0-9, Sean Davis 8-1-9, L.A. Goree 7-2-9, Jalen Brooks 4-0-4, Alex Twine 4-0-4, Jermaine Carter 3-1-4, Alvin Hill 2-2-4; SU: Cameron Lynch 6-1-7, Darius Kelly 6-0-6, Julian Whigham 4-1-5, Ritchy Desir 3-2-5, Micah Robinson 2-2-4.

## GAME 5 RECAP: INDIANA

### TERPS ROUT INDIANA FOR FIRST B1G WIN

BLOOMINGTON, Ind. - Maryland's C.J. Brown ran for one touchdown and threw for another Saturday, and back-up Caleb Rowe threw two more TD passes in the second half to lead the Terrapins past Indiana 37-15.

The Terrapins (4-1, 1-0 Big Ten) have won two straight overall and five in a row on the road -- including their inaugural Big Ten game.

Indiana (2-2, 0-1) was chasing its second straight conference-opening win - something the Hoosiers haven't achieved since 1990-91.

Brown finished 10-of-15 for 163 yards but did not play in the second half after appearing to injure his left wrist. His 5-yard TD run broke a 3-3 tie and his 29-yard TD pass to Stefon Diggs gave the Terrapins a 17-6 lead midway through the second quarter.

Rowe sealed it with a 36-yard TD pass to Brandon Ross midway through the third quarter. It wasn't just the quarterbacks who came up big for the Terrapins.

The defense played its best game of the season, too, despite being without three starters.

Maryland, a founding member of the ACC, limited the nation's leading rusher Tevin Coleman to 22 carries for 122 yards, more than 75 yards below his average, and nearly kept the usually high-scoring Hoosiers out of the end zone. The secondary didn't let Indiana's receivers get free, and Nate Sudfeld struggled, going just 14-of-37 for 126 yards with one interception a week after leading the Hoosiers past then-No. 18 Missouri.

Even Brown's absence couldn't derail Maryland's party. It opened the game with a 48-yard field goal from Brad Craddock, and after Indiana's Griffin Oakes tied the score with his first college field goal, Brown went back to work -- scoring on the short run and throwing the TD pass to make it 17-6.

The Terrapins settled for a 30-yard field goal after Brown's injury, and Oakes closed the half by breaking the Hoosiers' school record with a 58-yard field goal to make it 20-9.

Rowe sealed the win with a 36-yard TD pass to Brandon Ross in the third quarter and a 30-yard TD pass to Juwann Winfree early in the fourth.

Indiana finally scored on Coleman's 4-yard TD run, extending his streak of consecutive games with a touchdown to 13 and breaking Anthony Thompson's



Junior wide receiver **Stefon Diggs** put Maryland up 17-6 in the second quarter with a 29-yard touchdown reception.

school record (12) set in 1988-89.

Diggs had six catches for 112 yards, and Deon Long had 10 catches for 108 yards for Maryland.

#### GAME STATS

<b>MARYLAND</b>							<b>37</b>
<b>INDIANA</b>							<b>15</b>
Sept. 27, 2014 at Memorial Stadium (44,313)							
<b>SCORING</b>	<b>1</b>	<b>2</b>	<b>3</b>	<b>4</b>	<b>-</b>	<b>F</b>	
<b>MARYLAND</b>	<b>3</b>	<b>17</b>	<b>7</b>	<b>10</b>	<b>-</b>		<b>37</b>
<b>INDIANA</b>	<b>3</b>	<b>6</b>	<b>0</b>	<b>6</b>	<b>-</b>		<b>15</b>

#### SCORING SUMMARY

*First Quarter*  
 MD - FG Brad Craddock 48, 12:12  
 IU - FG Griffin Oakes 38, 3:00  
*Second Quarter*  
 MD - C.J. Brown 5 run (Craddock kick), 12:01  
 IU - FG Griffin Oakes 48, 9:49  
 MD - Stefon Diggs 29 pass fr C.J. Brown (Craddock kick), 8:50  
 MD - FG Brad Craddock 30, 2:09  
 IU - FG Griffin Oakes 58, 0:00  
*Third Quarter*  
 MD - Brandon Ross 36 pass fr Caleb Rowe (Craddock kick), 8:00  
*Fourth Quarter*  
 MD - Juwann Winfree 30 pass fr Caleb Rowe (Craddock kick), 13:03  
 IU - Tevn Coleman 4 run (Toth rush failed), 9:29  
 MD - FG Brad Craddock 48, 5:56

#### TEAM STATISTICS

	<b>MD</b>	<b>IU</b>
First Downs	23	22
Rushes-Yards	36-123	47-206
Comp-Att-Int	22-33-0	14-37-1
Passing Yards	361	126
Total Offense Plays-Yards	69-484	84-332
Fumble Returns-Yards	0-0	0-0
Punt Returns-Yards	2-11	1-(-1)
Interception Returns-Yards	1-0	0-0
Punts-Average	4-39.8	4-45.5
Fumbles-Lost	0-0	0-0
Penalties-Yards	8-83	9-55
Third-Down Conversions	5-14	9-19
Fourth-Down Conversions	2-2	0-1
Red-Zone Scores-Chances	2-2	2-2
Sacks By-Yards Lost	3-25	2-13
Time of Possession	31:39	28:21

#### INDIVIDUAL STATISTICS

**RUSHING** - Maryland: Brandon Ross 6-61, Wes Brown 15-34, C.J. Brown 7-22, Deon Long 1-9, Kenneth Goins 2-6, Jacquille Veii 1-2, Caleb Rowe 4-(-11); IU: Tevin Coleman 22-122, D'Angelo Roberts 14-43, Nate Sudfeld 8-20, Myles Graham 1-13, Chris Covington 2-8.

**PASSING** - Maryland: Caleb Rowe 12-18-0-198-2, C.J. Brown 10-15-0-163-1. IU: Nate Sudfeld 14-37-1-126.

**RECEIVING** - Maryland: Stefon Diggs 6-112-1, Deon Long 10-108, Wes Brown 2-50, Brandon Ross 1-36-1, Juwann Winfree 1-30-1, Kenneth Goins 1-16, Marcus Leak 1-9; IU: Nick Stoner 4-40, Simmie Cobbs 1-29, Shane Wynn 3-28, Anthony Cosaro 1-12, J-Shun Harris II 1-9, D'Angelo Roberts 1-6, Dominique Booth 1-4, Tevin Coleman 2-(-2).

**TACKLES** - Maryland: Cole Farrand 11-8-19, L.A. Goree 6-3-9, Andre Monroe 4-2-6, William Likely 5-0-5, Anthony Nixon 4-1-5; IU: Tim Bennett 7-0-7, Antonio Allen 5-1-6, Nate Hoff 4-0-4, Bobby Richardson 3-1-4, Chase Dutra 3-1-4, Darius Latham 3-1-4.

## GAME 6 RECAP: OHIO STATE NO. 20 BUCKEYES TAKE DOWN TERPS

COLLEGE PARK, Md. - Caleb Rowe passed for 173 yards and one score, but No. 20 Ohio State ran past the Maryland football team, 52-24, at Capital One Field at Byrd Stadium Saturday afternoon in front of a sold out crowd of 51,802.

Despite the rowdy sold-out crowd, the Terps were unable to contain Buckeye quarterback J.T. Barrett, who completed 19-of-23 passes for 267 yards and four touchdowns.

Junior Brad Craddock got the Terps on the board with a school record 57-yard field goal with 5:00 remaining in the first quarter to cut the Buckeye lead to 14-3. Craddock's boot broke the previous record of 54 yards held by Nick Novak and Steve Meyer-Miles.

A Wes Brown 2-yard touchdown stopped a 10-point Ohio State run to make the margin 24-10 with 6:25 left in the second quarter.

The Terps defense forced the Buckeye offense off the field late in the half, but a C.J. Brown interception on the ensuing Maryland possession led to another Barrett TD toss to make the halftime score 31-10.

After an Ohio State touchdown to open the half, Brandon Ross cut the deficit to 38-17 with a two yard TD run. Ross led the Terps on the ground with eight carries for 38 yards.

Stefon Diggs made his mark in the fourth quarter, snagging a four-yard pass from Rowe. The junior had seven catches for 52 yards to lead Maryland.

Cole Farrand led the defense with 17 total tackles. Andre Monroe chipped in with two sacks and five total tackles.

The Terps have a bye week before returning at home against Iowa. Kickoff is set for noon.

"The bye comes at a really good time for us," said Maryland head coach Randy Edsall. "We have some guys who are banged up, but we really appreciate being in the Big Ten and there is a lot on these kids to be able to go through what they have gone through so far in these first six games. With last week's game in Indiana and this week's game at home, we are really looking forward to heading into the bye. We are looking forward to taking a deep breath, getting healthy and evaluating ourselves after these six games. We have a chance to analyze ourselves even more."



Junior kicker **Brad Craddock** booted a program record 57-yard field goal for Maryland's first score.



### GAME STATS

**#20 OHIO STATE** 52  
**MARYLAND** 24  
Oct. 4, 2014 at Capital One Field at Byrd Stadium (51,802)

SCORING	1	2	3	4	-	F
<b>OHIO STATE</b>	14	17	7	14	-	52
<b>MARYLAND</b>	3	7	7	7	-	24

### SCORING SUMMARY

*First Quarter*  
OSU - Rod Smith 1 run (Nuernberger kick), 11:59  
OSU - Jalin Marshall 9 pass fr J.T. Barrett (Nuernberger kick), 6:33  
MD - FG Brad Craddock 57, 5:00  
*Second Quarter*  
OSU - Michael Thomas 25 pass fr J.T. Barrett (Nuernberger kick), 12:09  
OSU - FG Nuernberger 28, 8:59  
MD - Wes Brown 2 run (Craddock kick), 2:34  
OSU - Nick Vannett 1 pass fr J.T. Barrett (Nuernberger kick), 0:57  
*Third Quarter*  
OSU - Devin Smith 30 pass fr J.T. Barrett (Nuernberger kick), 6:30  
MD - Brandon Ross 2 run (Craddock kick), 4:06  
*Fourth Quarter*  
OSU - J.T. Barrett 9 run (Nuernberger kick), 14:54  
MD - Stefon Diggs 4 pass fr Caleb Rowe (Craddock kick), 13:32  
OSU - Raekwon McMillan 19 interception ret (Nuernberger kick), 8:58

### TEAM STATISTICS

	OSU	MD
First Downs	26	17
Rushes-Yards	53-269	24-66
Comp-Att-Int	19-24-0	24-40-4
Passing Yards	264	244
Total Offense Plays-Yards	77-533	64-310
Fumble Returns-Yards	0-0	0-0
Punt Returns-Yards	3-42	0-0
Interception Returns-Yards	4-52	0-0
Punts-Average	2-51.0	6-36.2
Fumbles-Lost	2-0	0-0
Penalties-Yards	7-66	2-23
Third-Down Conversions	8-14	5-13
Fourth-Down Conversions	0-2	1-1
Red-Zone Scores-Chances	5-7	3-3
Sacks By-Yards Lost	3-17	4-28
Time of Possession	36:36	23:24

### INDIVIDUAL STATISTICS

**RUSHING** - MD: Brandon Ross 8-38, Jacquille Veii 1-11, Caleb Rowe 4-9, Wes Brown 2-8, Kenneth Goins 1-3, C.J. Brown 8-(-3); OSU: Ezekiel Elliott 24-139, J.T. Barrett 16-71-1, Cardale Jones 6-50, Rod Smith 5-9, Bri'onte Dunn 1-1, TEAM 1-(-1).

**PASSING** - MD: Caleb Rowe 13-22-3-173-1, C.J. Brown 11-18-1-71-0; OSU: J.T. Barrett 18-23-0-267-4, Cardale Jones 1-1-0-(-3)-0.

**RECEIVING**: MD: Jacquille Veii 4-78, Deon Long 6-57, Stefon Diggs 7-52-1, Marcus Leak 4-42, Wes Brown 3-15; OSU: Michael Thomas 4-75-1, Corey Smith 4-44, Dontre Wilson 3-42, Devin Smith 2-35-1, Jeff Heuerman 1-28, Nick Vannett 2-17-1, Jalin Marshall 1-9-1, Evan Spencer 1-8, Ezekiel Elliott 1-6.

**TACKLES** - MD: Cole Farrand 5-12-17, Sean Davis 7-7-14, L.A. Goree 6-8-14, William Likely 6-4-10, Keith Bowers 1-6-7; OSU: Joshua Perry 4-2-6, Vonn Bell 2-4-6, Doran Grant 4-1-5, Joey Bosa 3-2-5, Curtis Grant 2-3-5.

## GAME 7 RECAP: IOWA TERPS RALLY TO DOWN HAWKEYES

COLLEGE PARK, Md. (AP) - Will Likely returned an interception 45 yards for a fourth-quarter touchdown, and Maryland rallied from an early 14-point deficit to beat Iowa 38-31 Saturday for its first Big Ten home victory.

The Terrapins (5-2, 2-1) scored 24 straight points after falling behind by two touchdowns with 8 1/2 minutes elapsed. It was 24-21 before Likely picked off a Jake Rudock pass and sprinted untouched into the end zone with 12:29 left.

Stefon Diggs caught nine passes for 130 yards and a touchdown for Maryland, playing its first season in the Big Ten after leaving the Atlantic Coast Conference. The Terps are now 1-1 at home in league play after losing 52-24 to Ohio State two weeks ago.

Iowa (5-2, 2-1) committed three turnovers, sputtered offensively after its quick start and had its three-game winning streak end. Rudock went 32 for 56 for 317 yards and two touchdowns, and Mark Weisman ran for 78 yards and two touchdowns.

Maryland starting quarterback C.J. Brown was temporarily knocked out of the game in the third quarter after taking a hard hit to the upper body. Backup Caleb Rowe wasn't available after tearing his left ACL in practice on Tuesday - an injury announced by Maryland on Saturday.

Sophomore Perry Hills replaced Brown and threw a 53-yard touchdown to Diggs for a 24-14 lead, but the Hawkeyes answered with a 51-yard drive in which Weisman ran for 38 yards before bulling in from the 2.

Minutes later, Likely went the distance with Rudock's ill-advised throw.

Brown entered with 8:37 remaining and directed a 54-yard drive that produced Wes Brown's second 1-yard touchdown run with 4:58 left, giving Maryland a 38-21 advantage.

Iowa scored 10 points in the final three minutes and got the ball back with 59 seconds to go but could not get into Maryland territory.

C.J. Brown went 12 for 23 for 120 yards and two interceptions. He also ran for 99 yards on 21 carries.

After a horrid start, Maryland limited Iowa to 53 yards in the second quarter and rallied to take a 17-14 halftime lead.

A good portion of the homecoming crowd of 48,373



Junior wide receiver **Stefon Diggs** had a season-high 130 yards receiving and one touchdown in the win.

had not yet arrived when defensive end Drew Ott intercepted a pass by Brown on the first play from scrimmage to set up a 4-yard touchdown run by Weisman.

Marcus Leak then dropped a potential touchdown pass before the Terrapins punted.

Rudock opened the possession with a 52-yard completion to Damon Bullock and converted a fourth-and-5 from the Maryland 9 before throwing a 2-yard TD pass to Henry Krieger Coble.

A 23-yard touchdown run by Jacquille Veii got the Terps to 14-7, and minutes later Maryland kicked a field goal after recovering an Iowa fumble.

Wes Brown's touchdown run gave the Terrapins their first lead with 6:47 left in the half.

### GAME STATS

<b>IOWA</b>	<b>31</b>
<b>MARYLAND</b>	<b>38</b>
Oct. 18, 2014 at Capital One Field at Byrd Stadium (48,373)	

SCORING	1	2	3	4	-	F
<b>IOWA</b>	<b>14</b>	<b>0</b>	<b>7</b>	<b>10</b>	-	<b>31</b>
<b>MARYLAND</b>	<b>7</b>	<b>10</b>	<b>7</b>	<b>14</b>	-	<b>38</b>

### SCORING SUMMARY

*First Quarter*  
IOWA - Mark Weisman 4 run (Koehn kick), 12:45  
IOWA - Henry Krieger Coble 2 pass fr Jake Rudock (Koehn kick), 6:29  
MD - Jacquille Veii 23 run (Craddock kick), 3:40  
*Second Quarter*  
MD - FG Brad Craddock 41, 10:46  
MD - Wes Brown 1 run (Craddock kick), 6:47  
*Third Quarter*  
MD - Stefon Diggs 53 pass fr Perry Hills (Craddock kick), 4:18  
IOWA - Mark Weisman 2 run (Koehn kick), 1:46  
*Fourth Quarter*  
MD - William Likely 45 interception return (Craddock kick), 12:29  
MD - Wes Brown 1 run (Craddock kick), 4:58  
IOWA - Jacob Hillyer 4 pass fr Jake Rudock (Koehn kick), 2:58  
IOWA - FG Marshall Koehn 24, 1:19

### TEAM STATISTICS

	<b>IA</b>	<b>MD</b>
First Downs	19	22
Rushes-Yards	31-116	46-212
Comp-Att-Int	32-56-1	17-33-2
Passing Yards	317	206
Total Offense Plays-Yards	87-433	79-418
Fumble Returns-Yards	0-0	0-0
Punt Returns-Yards	3-13	2-3
Interception Returns-Yards	2-21	1-45
Punts-Average	9-37.1	9-37.8
Fumbles-Lost	3-2	0-0
Penalties-Yards	7-65	6-50
Third-Down Conversions	7-21	4-16
Fourth-Down Conversions	1-2	1-1
Red-Zone Scores-Chances	5-5	3-3
Sacks By-Yards Lost	4-8	4-32
Time of Possession	29:31	30:29

### INDIVIDUAL STATISTICS

**RUSHING** - MD: C.J. Brown 21-99, Brandon Ross 9-35, Jacquille Veii 2-33-1, Wes Brown 8-19-2, Perry Hills 3-15, Stefon Diggs 2-12, Team 1-(-1); IOWA - Mark Weisman 10-78-2, Jordan Canzeri 8-35, Jonathan Parker 2-8, Damon Bullock 2-0, LeShun Daniels, Jr. 1-0, Jake Rudock 8-(-5).

**PASSING** - MD: C.J. Brown 12-23-2-120, Perry Hills 5-10-0-86-1; IOWA - Jake Rudock 32-56-1-317-2.

**RECEIVING**: MD: Stefon Diggs 9-130-1, Amba Etta-Tawo 3-46, Juwan Winfree 2-14, Kenneth Goins 2-12, Wes Brown 1-4; IOWA - Damon Bullock 8-100, Jake Duzey 8-80, Damond Powell 3-36, Tevaun Smith 4-30, Kevonte Martin-Manley 4-25, George Kittle 1-25, Mark Weisman 1-11, Jacob Hillyer 1-4-1, Ray Hamilton 1-4, Henry Krieger Coble 1-2-1.

**TACKLES** - MD: Cole Farrand 7-4-11, L.A. Goree 7-1-8, Matt Robinson 6-1-7, Yannick Ngakoue 5-2-7, Darius Kilgo 5-1-6, Andre Monroe 2-4-6; IOWA - Quinton Alston 8-4-12, Jordan Lomax 6-5-11, John Lowdermilk 4-5-9, Desmon King 5-2-7, Louis Trinca-Pasat 4-2-6.

## GAME 8 RECAP: WISCONSIN BADGERS RUN PAST TERPS

MADISON, Wis. (AP) - Stefon Diggs caught a 21-yard touchdown pass late in the fourth quarter to prevent the shutout, but Melvin Gordon's 122 yards and three touchdowns, and Wisconsin's restocked defense stifled Maryland in the Badgers' 52-7 win on Saturday.

Gordon had his three scores in the first half, when the Badgers (5-2, 2-1 Big Ten) raced out to a 24-0 halftime lead on a sunny homecoming weekend game. Joel Stave threw for two scores in the second half against Maryland (5-3, 2-2).

The Big Ten rookie Terrapins had trouble in their first visit to Camp Randall Stadium. Dual-threat quarterback C.J. Brown faced pressure all afternoon from the blitzing Badgers, who were fortified on defense with the returns of top tackle Warren Herring and run-stopping linebacker Marcus Trotter from injuries.

Fresh off a bye, the Badgers even dusted off a couple trick plays, including punter Drew Meyer's floating pass to open tight end Troy Fumagalli over the middle for a 17-yard gain on fourth-and-9 from the Maryland 36.

It set up a 36-yard field goal by Rafael Gaglianone to give Wisconsin a 10-0 lead at 3:46 of the first quarter.

Maryland fumbled the ball away on the next drive after a handoff bounced off running back Brandon Ross' chest. Linebacker Vince Biegel pounced on the ball, and Gordon barreled in from a yard out six plays later for a 17-0 lead on the first play of the second quarter.

The next drive exemplified the Terps' trying day.

Brown hit Deon Long on first down for a 22-yard gain to the Wisconsin 49 before two straight penalties pushed the Terps back 10 yards.

Trotter tackled Ross from behind for a 3-yard loss. Fellow inside linebacker Derek Landisch easily snuffed out a short pass to Ross for a 4-yard loss. Under yet more pressure on third-and-27, Brown tossed a long incomplection.

Brown finished 13 of 29 for 129 yards passing, with 14 yards rushing on 13 carries. Long had six catches for 59 yards.

For Wisconsin, the offense found success with its two-quarterback system. Stave finished 9 of 15 for 155 yards in his second straight start, taking the majority of the snaps.

Tanner McEvoy provided a change of pace with his abil-



Junior wide receiver **Stefon Diggs** caught his team-leading fifth touchdown pass in Camp Randall.

ity to scramble. He led Wisconsin on two touchdown drives, including an entertaining 60-yard run for a touchdown with 13:42 left in the fourth quarter for a 45-0 lead.

Wisconsin's vaunted running attack finished with 311 yards on 49 carries.

### GAME STATS

<b>MARYLAND</b>							<b>7</b>
<b>WISCONSIN</b>							<b>52</b>
Oct. 25, 2014 at Camp Randall Stadium (80,336)							
<b>SCORING</b>	<b>1</b>	<b>2</b>	<b>3</b>	<b>4</b>	<b>-</b>	<b>F</b>	
<b>MARYLAND</b>	<b>0</b>	<b>0</b>	<b>0</b>	<b>7</b>	<b>-</b>	<b>7</b>	
<b>WISCONSIN</b>	<b>10</b>	<b>14</b>	<b>14</b>	<b>14</b>	<b>-</b>	<b>52</b>	

### SCORING SUMMARY

*First Quarter*  
 WIS - Melvin Gordon 6 run (Gaglianone kick), 9:11  
 WIS - FG Rafael Gaglianone 36, 3:46  
*Second Quarter*  
 WIS - Melvin Gordon 1 run (Gaglianone kick), 14:57  
 WIS - Melvin Gordon 3 run (Gaglianone kick), 6:40  
*Third Quarter*  
 WIS - Alex Erickson 47 pass fr Joel Stave (Gaglianone kick), 8:45  
 WIS - Sam Arneson 8 pass fr Joel Stave (Gaglianone kick), 3:31  
*Fourth Quarter*  
 WIS - Tanner McEvoy 60 run (Gaglianone kick), 13:42  
 WIS - Corey Clement 3 run (Gaglianone kick), 4:53  
 MD - Stefon Diggs 21 pass fr C.J. Brown (Craddock kick), 0:57

### TEAM STATISTICS

	<b>MD</b>	<b>WIS</b>
First Downs	10	25
Rushes-Yards	28-46	49-311
Comp-Att-Int	13-29-0	15-23-0
Passing Yards	129	216
Total Offense Plays-Yards	57-175	72-527
Fumble Returns-Yards	0-0	0-0
Punt Returns-Yards	1-0	3-33
Interception Returns-Yards	0-0	0-0
Punts-Average	9-42.2	5-36.8
Fumbles-Lost	2-1	2-0
Penalties-Yards	7-45	2-20
Third-Down Conversions	3-15	6-14
Fourth-Down Conversions	0-2	2-2
Red-Zone Scores-Chances	0-0	6-6
Sacks By-Yards Lost	2-16	2-11
Time of Possession	24:39	35:21

### INDIVIDUAL STATISTICS

**RUSHING** - MD: Wes Brown 5-22, C.J. Brown 13-14, Brandon Ross 7-6, Stefon Diggs 2-4, Kenneth Goins 1-0; WIS - Melvin Gordon 22-122-3, Corey Clement 17-90-1, Tanner McEvoy 4-84-1, Dare Ogunbowale 1-16, Kenzel Doe 3-15, Joel Stave 2-(-16).

**PASSING** - MD: C.J. Brown 13-29-0-129-1; WIS - Joel Stave 9-15-0-155-2, Tanner McEvoy 5-7-0-44, Drew Meyer 1-1-0-17.

**RECEIVING**: MD: Deon Long 6-59, Derrick Hayward 1-27, Stefon Diggs 1-21-1, Juwann Winfree 2-14, Wes Brown 2-12, Brandon Ross 1-(-4); WIS - Alex Erickson 5-121-1, Sam Arneson 2-23-1, Troy Fumagalli 1-17, Reggie Love 1-13, George Rushing 1-13, Melvin Gordon 2-12, Austin Traylor 1-11, Kenzel Doe 1-5, Jordan Fredrick 1-1.

**TACKLES** - MD: Sean Davis 14-3-17, Jeremiah Johnson 6-1-7, L.A. Goree 6-0-6, Anthony Nixon 3-3-6, William Likely 2-3-5; WIS - Derek Landisch 7-1-8, Marcus Trotter 3-3-6, Joe Schobert 4-1-5, Michael Caputo 3-2-5, Peniel Jean 1-4-5.

## GAME 9 RECAP: PENN STATE

### TERPS OUTLAST NITTANY LIONS TO BECOME BOWL ELIGIBLE

STATE COLLEGE, Pa. (AP) – Brad Craddock kicked a 43-yard field goal with 51 seconds left to give Maryland a 20-19 come-from-behind victory over Penn State on Saturday.

The victory made the Terps bowl-eligible and extended Penn State's losing streak to four games.

Entering the game, Maryland and Penn State had met a total of 37 times with the Nittany Lions winning 35 of those matchups and were a perfect 22-0 at Beaver Stadium. That changed on Saturday.

Trailing 16-7 late in the third quarter, the Terps (6-3, 3-2 Big Ten) moved ahead after quarterback C.J. Brown engineered back-to-back scoring drives, aided by Alex Twine's fumble recovery on a Penn State kickoff return.

Craddock booted his first field goal of the afternoon early in the fourth quarter to trim the Penn State lead to six with 13:11 remaining in the game.

On the ensuing kickoff, Maryland's Jermaine Carter jarred the ball loose. Twine pounced on the fumble to give the Terps a first-and-10 at the Penn State 24.

Following a sack, Brown hit Amba Etta-Tawo over the middle for a 25-yard gain and two plays later Wes Brown punched in a one-yard touchdown giving the Terps a 17-16 lead.

Penn State's Sam Ficken kicked his fourth field goal with 6:52 remaining to give the Nittany Lions a 19-17 lead.

The Terps held Penn State (4-4, 1-4) to a three-and-out and William Likely returned a 37-yard Penn State punt 15 yards to the Lions' 42. Maryland's Wes Brown took a 13-yard pass from C.J. Brown to the 29, and three plays later, Craddock converted his 20th straight field goal for the winning margin.

The Terps, who limited Penn State to 219 total yards, again held the Nittany Lions on downs to seal the victory.

Maryland registered just 196 total yards, but limited Penn State quarterback Christian Hackenberg to 177 yards passing and the Nittany Lions to 42 yards rushing.

Four different Terps tallied a sack and the Maryland defense finished with nine tackles for loss including two apiece for Andre Monroe and Yannick Ngakoue.

In his first start of the season at cornerback, Sean



Junior kicker **Brad Craddock** hit a game-winning 43-yard field goal with 51 seconds remaining.

Davis led the Terps with 11 tackles and finished with a career-high three pass breakups.

#### GAME STATS

<b>MARYLAND</b>							<b>20</b>
<b>PENN STATE</b>							<b>19</b>
Nov. 1, 2014 at Beaver Stadium (103,969)							
<b>SCORING</b>	<b>1</b>	<b>2</b>	<b>3</b>	<b>4</b>	<b>-</b>	<b>F</b>	
<b>MARYLAND</b>	<b>0</b>	<b>7</b>	<b>0</b>	<b>13</b>	<b>-</b>	<b>20</b>	
<b>PENN STATE</b>	<b>3</b>	<b>6</b>	<b>7</b>	<b>3</b>	<b>-</b>	<b>19</b>	

#### SCORING SUMMARY

##### First Quarter

PSU - FG Sam Ficken 47, 10:56

##### Second Quarter

MD - P.J. Gallo 2 pass fr C.J. Brown (Craddock kick), 13:52

PSU - FG Sam Ficken 25, 5:06

PSU - FG Sam Ficken 46, 1:30

##### Third Quarter

PSU - Jesse James 8 pass from Christian Hackenberg (Ficken kick), 3:18

##### Fourth Quarter

MD - FG Brad Craddock 25, 13:11

MD - Wes Brown 1 run (Craddock kick), 11:30

PSU - FG Sam Ficken 48, 6:52

MD - FG Brad Craddock 43, 0:51

#### TEAM STATISTICS

	<b>MD</b>	<b>PSU</b>
First Downs	15	16
Rushes-Yards	30-35	41-42
Comp-Att-Int	18-38-0	18-42-1
Passing Yards	161	177
Total Offense Plays-Yards	68-196	83-219
Fumble Returns-Yards	0-0	0-0
Punt Returns-Yards	5-8	3-8
Interception Returns-Yards	1-7	0-0
Punts-Average	11-44.3	8-36.8
Fumbles-Lost	4-2	4-3
Penalties-Yards	6-89	8-64
Third-Down Conversions	1-14	6-20
Fourth-Down Conversions	0-0	1-2
Red-Zone Scores-Chances	3-3	2-2
Sacks By-Yards Lost	5-40	6-48
Time of Possession	27:47	32:13

#### INDIVIDUAL STATISTICS

**RUSHING** - MD: Wes Brown 10-24-1, C.J. Brown 13-4, Kenneth Goins 1-3, Jacquille Vei 1-2, TEAM 1-1, Brandon Ross 4-1; PSU: Akeel Lynch 21-51, Bill Belton 8-14, TEAM 1-(-1), Christian Hackenberg 11-(-22).

**PASSING** - MD: C.J. Brown 18-38-0-161-1; PSU: Christian Hackenberg 18-42-1-177-1.

**RECEIVING** - MD: Stefon Diggs 6-53, Amba Etta-Tawo 2-31, Marcus Leak 2-23, Deon Long 2-23, Wes Brown 1-13, Brandon Ross 3-10, Juwann Winfree 1-6, P.J. Gallo 1-2-1; PSU: Eugene Lewis 5-54, Jesse James 5-48-1, DaeSean Hamilton 3-42, Kyle Carter 2-21, Chris Godwin 1-12.

**TACKLES** - MD: Sean Davis 10-1-11, Jalen Brooks 5-2-7, Andre Monroe 6-0-6, L.A. Goree 4-2-6, Cole Farrand 1-5-6; PSU: Marcus Allen 6-5-11, Mike Hull 5-4-9, Austin Johnson 3-3-6, Brandon Bell 2-3-5, Deion Barnes 2-2-4, Jordan Lucas 1-3-4.

## GAME 10 RECAP: MICHIGAN STATE TERPS FALL TO NO. 12 MICHIGAN STATE

COLLEGE PARK, Md. - Senior quarterback C.J. Brown threw for 246 yards and two touchdowns to lead the offense, while senior linebacker Cole Farrand totaled 18 tackles on defense for Maryland, but the Terrapins couldn't overcome No. 12 Michigan State and fell to the Spartans 37-15 in front of a sold-out crowd of 51,802 at Capital One Field at Byrd Stadium.

Jeremy Langford ran for 138 yards and two touchdowns to lead the Spartans' offense, which also received a 138-yard rushing effort from Jeremy Langford.

Riley Bullough scored on a 22-yard interception return to help the Spartans (8-2, 5-1 Big Ten, No. 12 CFP) bounce back from last week's disheartening 49-37 loss to Ohio State.

Maryland's defense was stout throughout most of the game and limited the Michigan State offense to just nine points on three field goals through much of the first half.

The Terrapins responded with Brown's first TD strike of the game, a 20-yarder to junior wide receiver Daniel Adams, midway through the second quarter to trim the deficit to 9-7.

The Spartans took a 16-7 lead into halftime and then scored the lone touchdown of the third quarter on an interception return for a touchdown to take a 23-7 lead into the fourth.

The Michigan State running game wore down the Terrapins' defense and Langford and Nick Hill each ran for scores in the final quarter.

Sandwiched inbetween was Brown's second TD pass, which was a beautiful 31-yard strike to freshman tight end Derrick Hayward.

Sophomore cornerback William Likely had 228 yards on seven kick returns, including a 50-yard return.

Senior defensive lineman Andre Monroe registered one sack and is now just one away from tying the school career record of 24, which was set by Michael Corvino from 1979-82.

Maryland returns to action next Saturday, Nov. 22 when it heads to Ann Arbor, Mich., to play Michigan at Michigan Stadium. Game time for the Terrapins and the Wolverines will be announced on Sunday, Nov. 16.



Freshman wide out **Juwann Winfree** caught one touchdown and finished with career highs in catches (4) and receiving yards (80).



### GAME STATS

<b>MICHIGAN STATE</b>	<b>37</b>
<b>MARYLAND</b>	<b>15</b>
Nov. 15, 2014 at Capital One Field at Byrd Stadium (51,802)	

SCORING	1	2	3	4	-	F
<b>MICHIGAN STATE</b>	<b>6</b>	<b>10</b>	<b>7</b>	<b>14</b>	-	<b>37</b>
<b>MARYLAND</b>	<b>0</b>	<b>7</b>	<b>0</b>	<b>8</b>	-	<b>15</b>

### SCORING SUMMARY

#### First Quarter

MSU - FG Michael Geiger 22, 7:01

MSU - FG Michael Geiger 34, 2:34

#### Second Quarter

MSU - FG Michael Geiger 35, 10:42

MD - Daniel Adams 20 pass from C.J. Brown (Craddock kick), 8:46

MSU - Jeremy Langford 8 run (Geiger kick), 2:00

#### Third Quarter

MSU - RJ Williamson 22 interception return (Geiger kick), 1:06

#### Fourth Quarter

MSU - Jeremy Langford 25 run (Geiger kick), 7:06

MD - Juwann Winfree 31 pass from C.J. Brown (Hayward pass from C.J. Brown), 4:07

MSU - Nick Hill 33 run (Geiger kick), 3:15

### TEAM STATISTICS

	<b>MSU</b>	<b>MD</b>
First Downs	23	11
Rushes-Yards	47-242	17-6
Comp-Att-Int	14-31-0	20-43-3
Passing Yards	240	246
Total Offense Plays-Yards	78-482	60-252
Fumble Returns-Yards	0-0	0-0
Punt Returns-Yards	1-14	1-0
Interception Returns-Yards	3-37	0-0
Punts-Average	6-46.3	8-37.2
Fumbles-Lost	0-0	2-1
Penalties-Yards	10-75	5-30
Third-Down Conversions	6-18	2-13
Fourth-Down Conversions	2-2	1-3
Red-Zone Scores-Chances	4-4	1-1
Sacks By-Yards Lost	3-16	2-7
Time of Possession	37:32	22:28

### INDIVIDUAL STATISTICS

**RUSHING** - MD: Brandon Ross 1-5, Wes Brown 9-5, Jacquille Veii 1-1, C.J. Brown 6-(-5); MSU - Jeremy Langford 25-139-2, Nick Hill 6-58-1, Delton Williams 6-34, Connor Cook 6-5, Keith Mumphrey 1-5, Macgarrett Kings 1-3, Aaron Burbridge 1-1, TEAM 1-(-2).

**PASSING** - MD: C.J. Brown 20-43-3-246-2; MSU: Connor Cook 14-31-0-240-0.

**RECEIVING**: MD: Juwann Winfree 4-80-1, Deon Long 3-61, Jacquille Veii 4-45, Daniel Adams 2-39-1, Wes Brown 4-12, Amba Etta-Tawo 1-11, Kenneth Goins 1-9, C.J. Brown 1-(-11); MSU: Keith Mumphrey 2-78, Macgarrett Kings 2-63, Tony Lippett 4-46, Josiah Price 2-17, Aaron Burbridge 1-14, Andrew Gleichert 1-14, Jamal Lyles 1-7, Jeremy Langford 1-3.

**TACKLES** - MD: Cole Farrand 14-4-18, Matt Robinson 6-3-9, Sean Davis 7-1-8, L.A. Goree 6-0-6, Zach Dancel 2-2-4, Anthony Nixon 2-2-4; MSU: Ed Davis 4-5-9, Trae Waynes 4-0-4, Demetrious Cox 3-1-4, Taiwan James 2-2-4, Lawrence Thomas 1-3-4.

## GAME 11 RECAP: MICHIGAN TERPS STORM BACK TO DEFEAT MICHIGAN

ANN ARBOR, Mich. (AP) - Wes Brown's 1-yard touch-down run with 5:59 remaining lifted Maryland to a 23-16 victory over Michigan Saturday.

The Terrapins (7-4, 4-3) scored two touchdowns in the fourth quarter and guaranteed themselves at least a .500 record in conference play in their inaugural Big Ten season.

"I'm just really proud of our players and happy for them. To come out there, their first experience playing Michigan and coming to the Big House and coming away with a win -- and the way we did it, coming from behind, ending the game like we did, running the ball -- I'm just proud of them," said head coach Randy Edsall.

Michigan led 16-9 in the fourth quarter when a roughing the kicker penalty on Jourdan Lewis kept a Maryland drive going. C.J. Brown's 8-yard touchdown run tied it, and after Matt Wile missed a 39-yard field goal for Michigan, the Terrapins drove 78 yards in 10 plays for the winning score.

"Any time you get a win you are going to be happy regardless of the situation," said C.J. Brown. "You feel a little bit better knowing that the audience stepped up to the challenge. We put a lot of pressure on us, including myself, Coach Locks, the offensive line, the running backs, tight ends and wide receivers. We knew we needed to step up. The defense has been doing a great job and we had not been pulling our slack. To be able to come out today and finish the game was huge for us."

The Wolverines had already used two of their timeouts earlier in the half, and they never got the ball back after turning it over on downs with 4:16 remaining.

Devin Gardner scored Michigan's only touchdown on a 15-yard scramble in the third quarter, but he threw for only 106 yards in his final home game.

Each team kicked three field goals in the first half. Maryland wasted a great opportunity late in the second quarter when Will Likely intercepted Gardner and returned it 29 yards to the Michigan 8. The Terrapins had to settle for a field goal that gave them a short-lived 9-6 lead.

The early highlight for Michigan was a 52-yard run by Joe Kerridge on a fake punt in the first quarter, but the Wolverines had to settle for a short field goal.

Dennis Norfleet appeared to have returned a punt for a touchdown in the third quarter, and that would have put Michigan up by 14, but the play was called back



Sophomore running back **Wes Brown** scored the game-winning touchdown with 5:59 left in the game.

for a penalty, the first of two huge infractions on the Wolverines that helped swing the game in Maryland's favor.

C.J. Brown's touchdown was the 54th he has accounted for in his career - 31 passing, 23 rushing. He broke a tie with Scott Milanovich for the school record.

### GAME STATS

<b>MARYLAND</b>						<b>23</b>
<b>MICHIGAN</b>						<b>16</b>
Nov. 22, 2014 at Michigan Stadium (101,717)						
<b>SCORING</b>	<b>1</b>	<b>2</b>	<b>3</b>	<b>4</b>	<b>-</b>	<b>F</b>
<b>MARYLAND</b>	<b>0</b>	<b>9</b>	<b>0</b>	<b>14</b>	<b>-</b>	<b>23</b>
<b>MICHIGAN</b>	<b>3</b>	<b>6</b>	<b>7</b>	<b>0</b>	<b>-</b>	<b>16</b>

### SCORING SUMMARY

*First Quarter*  
MU - FG Matt Wile 22, 9:35  
*Second Quarter*  
MD - FG Brad Craddock 38, 13:39  
UM - FG Matt Wile 33, 7:41  
MD - FG Brad Craddock 41, 3:32  
MD - FG Brad Craddock 21, 1:50  
*Third Quarter*  
MU - Devin Gardner 15 run (Wile kick), 10:25  
*Fourth Quarter*  
MD - C.J. Brown 8 run (Craddock kick), 14:47  
MD - Wes Brown 1 run (Craddock kick), 5:59

### TEAM STATISTICS

	<b>MD</b>	<b>UM</b>
First Downs	17	23
Rushes-Yards	35-147	45-292
Comp-Att-Int	13-24-0	13-24-1
Passing Yards	165	106
Total Offense Plays-Yards	59-312	69-398
Fumble Returns-Yards	0-0	0-0
Punt Returns-Yards	1-28	2-17
Interception Returns-Yards	1-29	0-0
Punts-Average	4-38.5	2-43.0
Fumbles-Lost	0-0	1-0
Penalties-Yards	4-30	3-24
Third-Down Conversions	3-12	5-13
Fourth-Down Conversions	0-0	1-3
Red-Zone Scores-Chances	4-5	4-4
Sacks By-Yards Lost	2-19	2-17
Time of Possession	26:00	34:00

### INDIVIDUAL STATISTICS

**RUSHING** - MD: C.J. Brown 18-87-1, Wes Brown 11-39-1, Brandon Ross 3-16, Jacquille Veii 3-5; UM: Drake Johnson 14-94, Devin Gardner 14-82-1, Joe Kerridge 1-52, Justice Hayes 6-36, De'Veon Smith 10-28.

**PASSING** - MD: C.J. Brown 13-24-0-165-0; UM: Devin Gardner 13-24-1-106-0.

**RECEIVING**: MD: Jacquille Veii 3-45, Amba Etta-Tawo 2-45, Deon Long 4-39, Marcus Leak 2-21, Wes Brown 1-17, Derrick Hayward 1-(-2); UM: Devin Funchess 5-30, Amara Darboh 2-29, Jake Butt 4-28, A.J. Williams 1-12, Joe Kerridge 1-7.

**TACKLES** - MD: Cole Farrand 6-4-10, Anthony Nixon 4-3-7, L.A. Goree 3-4-7, William Likely 6-0-6, Sean Davis 2-4-6; UM: Joe Bolden 8-6-14, Jake Ryan 6-8-14, Dymonte Thomas 3-2-5, Mario Ojemudia 2-3-5, Raymon Taylor 3-1-4, Jourdan Lewis 3-1-4.